

(2,54mm) .100"
SLW, CES SERIES

LOW PROFILE SOCKET STRIPS

Mates with:
 TLW, TSW, MTLW,
 MTSW, EW, ZW

SPECIFICATIONS

For complete specifications see www.samtec.com?SLW

Insulator Material: Black G.F. Polyester

Contact Material: Phosphor Bronze

Plating: Au or Sn over 50µ" (1,27µm) Ni

Voltage Rating: 550 VAC

Operating Temp Range: -55°C to +125°C with Gold
 -55°C to +105°C with Tin

Contact Resistance: 10 mΩ max

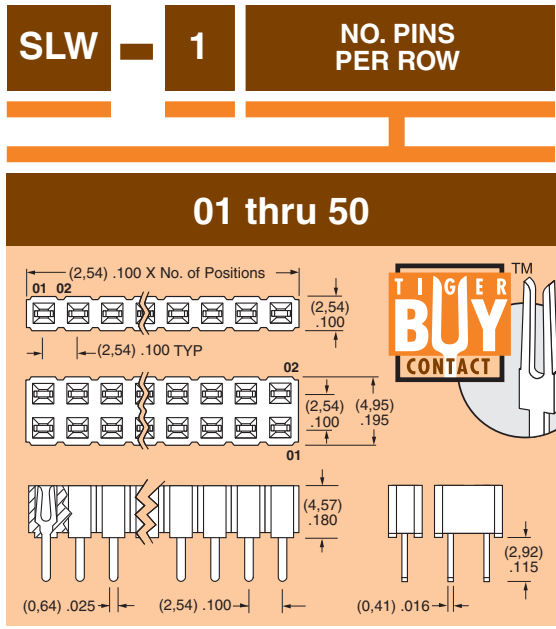
Insertion Depth: (2,16mm) .085" to (2,92mm) .115"

Insertion Force: (Single contact only) (3,34N) 12oz avg. (0,64mm) .025" SQ pin

Withdrawal Force: (Single contact only) (1,67N) 6 oz avg. (0,64mm) .025" SQ pin

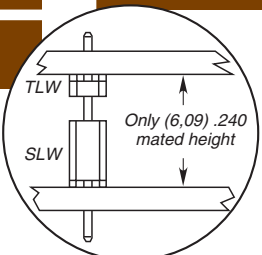
RoHS Compliant: Yes

Lead-Free Solderable: Wave only



Note: Some lengths, styles and options are non-standard, non-returnable.

SLW	1	NO. PINS PER ROW	01	PLATING OPTION	ROW OPTION
				-L = 10µ" (0,25µm) Gold contact, Matte Tin on tail	-S = Single Row
				-G = 20µ" (0,51µm) Gold contact, Gold flash on balance	-D = Double Row
				-T = Matte Tin	
		CURRENT RATING			
		AMBIENT TEMP	SLW mated with TSW		
		20°C	7.1A		
		40°C	6.2A		
		60°C	5.8A		
		95°C	3.7A		
		6 POSITIONS (2x3) POWERED			



Note: Other Gold plating options available. Contact Samtec.

Mates with:
 TLW, TSW, MTLW,
 MTSW, EW, ZW, DW

SPECIFICATIONS

For complete specifications see www.samtec.com?CES

Insulator Material: Black G.F. Polyester

Contact Material: Phosphor Bronze

Plating: Au or Sn over 50µ" (1,27µm) Ni

Current Rating: 1A

Voltage Rating: 333 VAC

Operating Temp Range: -55°C to +125°C with Gold
 -55°C to +105°C with Tin

Contact Resistance: 10 mΩ max

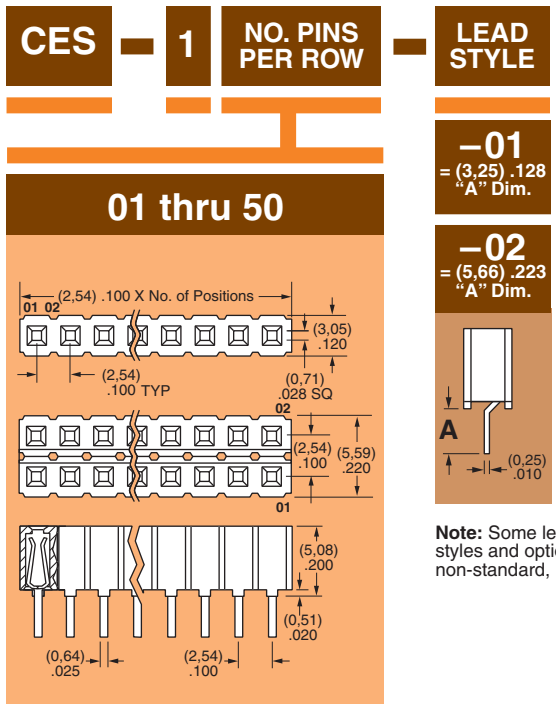
Insertion Depth: (2,62mm) .103" to (4,06mm) .160"

Insertion Force: (Single contact only) (2,22N) 8 oz avg. (0,64mm) .025" SQ pin

Withdrawal Force: (Single contact only) (1,11N) 4 oz avg. (0,64mm) .025" SQ pin

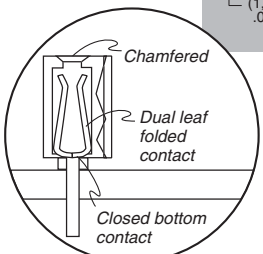
RoHS Compliant: Yes

Lead-Free Solderable: Wave only



Note: Some lengths, styles and options are non-standard, non-returnable.

CES	1	NO. PINS PER ROW	LEAD STYLE	PLATING OPTION	ROW OPTION	RA OPTION
			-01 = (3,25) .128 "A" Dim.	-L = 10µ" (0,25µm) Gold contact, Matte Tin on tail	-S = Single Row	-RA = Right Angle version
			-02 = (5,66) .223 "A" Dim.	-T = Matte Tin	-D = Double Row	Style -02 only Single Row only



Due to technical progress, all designs, specifications and components are subject to change without notice.

WWW.SAMTEC.COM