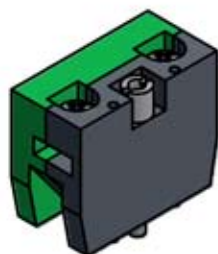


REVISION FOR DWG # 1PB-S1-4

REV	CH.NO.	DESCRIPTION	DATE	REVISED BY
-	-	ORIGINAL DESIGN	11/15/2007	PHILIPP E.

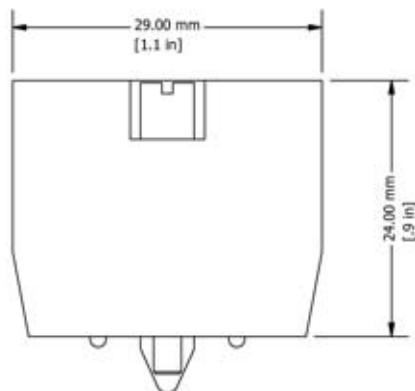
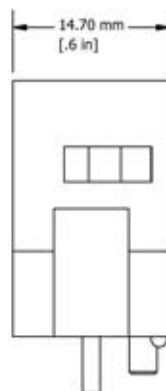
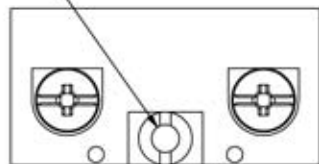
**S1**

Normally Open Silver

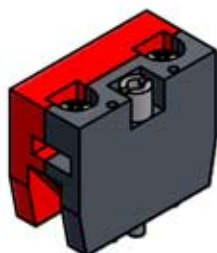
**S3**

Normally Open Gold Plated

M2.6x0.5

**S2**

Normally Closed Silver

**S4**

Normally Closed Gold Plated

UNLESS OTHERWISE SPECIFIED:

- ALL DIMENSIONS ARE IN MILLIMETERS
- THIRD ANGLE PROJECTION



This Drawing is the property of

AND IS A CONFIDENTIAL DISCLOSURE WITHOUT CONSIDERATION OTHER THAN THE BORROWER'S AGREEMENT THAT IT SHALL NOT BE REPRODUCED, COPIED, LENT OR DISPOSED OF DIRECTLY OR INDIRECTLY NOR USED FOR ANY PURPOSE OTHER THAN THAT FOR WHICH IT IS SPECIFICALLY FURNISHED.

TITLE **22 mm Push Button Switch Contacts Panel Mount Types S1, S2, S3, S4**

DRAWN BY: Philipp Ernstberger

11/15/2007

CHECKED BY: Laszlo Gyorgypal

11/15/2007

RELEASED BY: Laszlo Gyorgypal

11/15/2007

DRAWING NO.:

1PB-S1-4

REV.:

-

SCALE: -

SHEET: 1

OF: 1

M
E
T
R
I
C

35 Royal Road
Flammington, NJ 08823-6000
(908) 806-9400
Fax (908) 806-9400

TOLERANCE		
XX	=	±1 mm
XX.X	=	±0.5 mm
XX.XX	=	±0.2 mm
ALL	=	- mm