

## Series KU

### Base Mount Double Row Terminal Blocks

#### SPECIFICATIONS

**Rating:** 60A, 600V\*

**Center Spacing:** .625" (15.88 mm)

**Number of Poles:** 2-12

**Wire Range:** #6-22 AWG CU

**Screw Size:** #10-32 brass nickel plated

**Torque Rating:** 20 in-lb.

**Distance Between Barriers:** .437" (11.09 mm)

**Mounting:** Base mount. For 35mm DIN rail mountable, add ND prefix

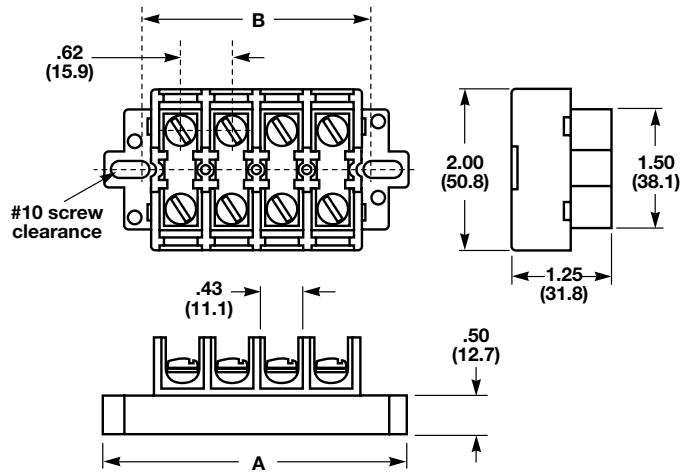

**Material:** Molded base: Black, UL rated 94V0 thermoplastic

Terminal plating: Nickel over brass

**Operating Temperature:** 105°C max.

**Agency Information:** UL/CSA; CE Certified

\* 60A rating achieved with #6 copper wire crimped to ring terminal.



Poles	KU		KUX only A
	A	B	
02	2.50	1.62	2.00
03	3.12	2.25	2.62
04	3.75	2.87	3.25
05	4.37	3.50	3.87
06	5.00	4.12	4.50
07	5.62	4.75	5.12
08	6.25	5.37	5.75
09	6.87	6.00	6.37
10	7.50	6.62	7.00
11	8.12	7.25	7.62
12	8.75	7.87	8.25

\* Dimensions in inches. To convert to millimeters, multiply by 25.4.

## Part Numbering System

#### Series



- KU** - standard block
- KUH** - block
- KUX** - short block
- KUSC** - standard w/shorting strap & 4 shorting screws
- KURL** - standard w/removable link
- KUXSC** - short block w/shorting strap & 4 shorting screws
- KUXRL** - short block w/removable link

#### Poles



**02 to 12**

#### Screw Options



- 00** - screws shipped bulk
- W** - brass washer head, nickel plated
- P** - steel screw w/pressure plate zinc plated
- B** - brass washer head, no plating
- BP** - brass phillslot, nickel plated

#### Covers



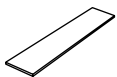
**WC** - Top cover & 2 end plates

#### Marking Strip

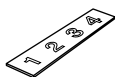


- MT** - matte finish
- NU** - Numbered 1 to 12, horizontal
- NUV** - numbered 1 to 12, vertical
- PT** - marker strip for cover

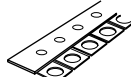
## Accessories



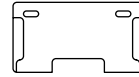
**MTMU##**  
Molded Marking Tape  
Matte Finish



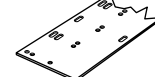
**NUM##**  
Molded Marking Tape



**JU12**  
Jumper  
12 Circuits



**NUE**  
End Piece for NUC



**NUC##**  
Cover