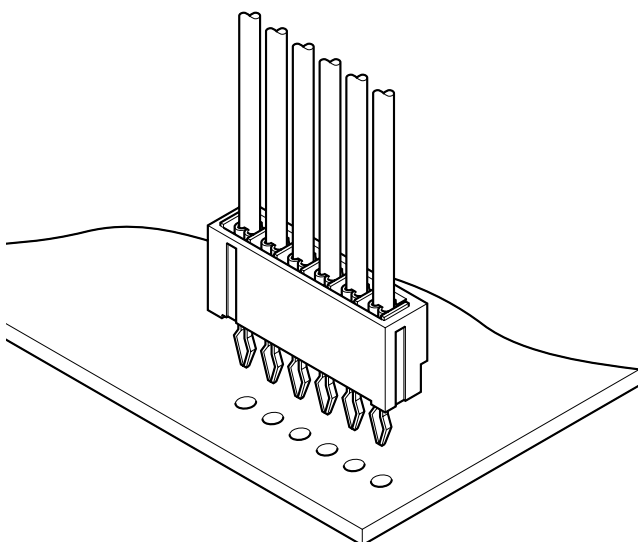


# SAN CONNECTOR

2.0mm pitch/Board-in Crimp style connectors



**Measuring 2.0mm in pitch, 6.0mm in mounting height, and 3.25mm in thickness, this board-in connector meets the needs for high-density mounting on printed circuit boards efficiently and economically. The connector is ideal for VCRs, car stereo systems, audio products and many other consumer oriented electronic products.**

- Compact
- Housing lances
- Easy mounting onto printed circuit boards
- Two types of contacts

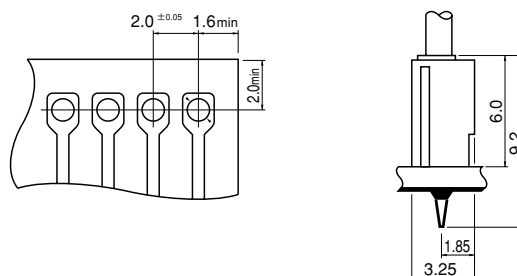
## Specifications

- Current rating: 2A AC, DC (AWG #24)
- Voltage rating: 250V AC, DC
- Temperature range: -25°C to +85°C  
(including temperature rise in applying electrical current)
- Insulation resistance: 1,000M Ω min.
- Withstanding voltage: 800V AC/minute
- Applicable wire: AWG #30 to #24
- Applicable PC board thickness:
  - Type A contact: 1.2mm, 1.6mm
  - Type B contact: 1.6mm
- \* Compliant with RoHS.
- \* Refer to "General Instruction and Notice when using Terminals and Connectors" at the end of this catalog.
- \* Contact JST for details.

## Standards

- Ⓜ Recognized E60389
- Ⓢ Certified LR20812

### PC board layout (viewed from soldering side) and Assembly layout



Note: 1. Tolerances are non-cumulative:  $\pm 0.05 \text{ mm}$  for all centers.

\*Type A  $0.8^{+0.1}$  dia.

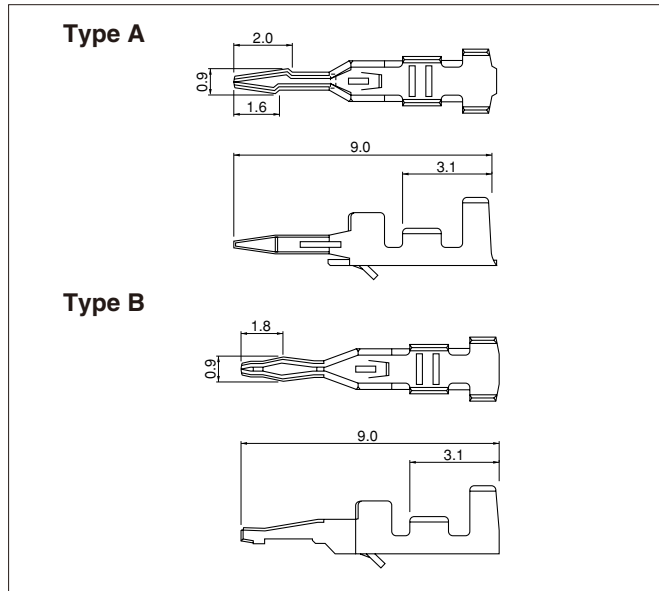
\*Type B 2 to 7 circuits:  $0.75 \pm 0.05$  dia.

8 to 15 circuits:  $0.85 \pm 0.05$  dia.

2. Hole dimensions differ according to the kind of PC board and piercing method. The dimensions above should serve as a guideline. Contact JST for details.

# SAN CONNECTOR

## Contact



Model No.	Type	Applicable wire		Insulation O.D.(mm)	Q'ty/ reel
		mm <sup>2</sup>	AWG #		
<b>SAN-002T-0.8A</b>	A	0.05~0.22	30~24	0.9~1.3	14,000
<b>SAN-002T-0.8K</b>	B				

### Material and Finish

Brass, tin-plated (reflow treatment)

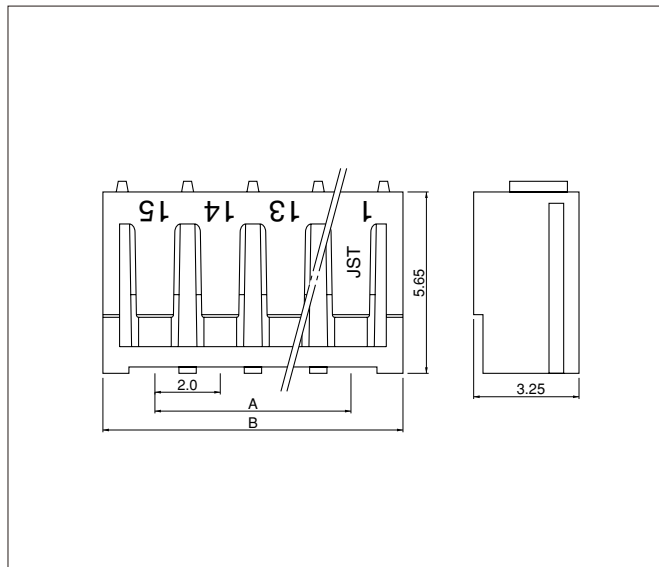
### RoHS compliance

Note: Contact JST if you require shielded wires, thin wires or other special wires.

Contact	Crimping machine	Applicator		
		Crimp applicator	Dies	Crimp applicator with dies
<b>SAN-002T-0.8A</b>	AP-K2N	MKS-LS · MKS-L	MK/SAN-002-08	APLMK SAN002-08
<b>SAN-002T-0.8K</b>		*MKS-SC	SC/SAN-002-08	APLSC SAN002-08

Note: \*Strip-crimp applicator

## Housing



Circuits	Model No.	Dimensions (mm)		Q'ty / bag
		A	B	
2	<b>2P-SAN</b>	2.0	5.2	1,000
3	<b>3P-SAN</b>	4.0	7.2	1,000
4	<b>4P-SAN</b>	6.0	9.2	1,000
5	<b>5P-SAN</b>	8.0	11.2	1,000
6	<b>6P-SAN</b>	10.0	13.2	1,000
7	<b>7P-SAN</b>	12.0	15.2	1,000
8	<b>8P-SAN</b>	14.0	17.2	1,000
9	<b>9P-SAN</b>	16.0	19.2	1,000
10	<b>10P-SAN</b>	18.0	21.2	1,000
11	<b>11P-SAN</b>	20.0	23.2	1,000
12	<b>12P-SAN</b>	22.0	25.2	1,000
13	<b>13P-SAN</b>	24.0	27.2	1,000
14	<b>14P-SAN</b>	26.0	29.2	1,000
15	<b>15P-SAN</b>	28.0	31.2	1,000

### Material

PA 66, UL94V-0, yellow

### RoHS compliance

<For reference> As the color identification, the following alphabet shall be put in the underlined part. For availability, delivery and minimum order quantity, contact JST.

ex. **2P-SAN-o**  
(blank)...yellow K...black W...white R...red