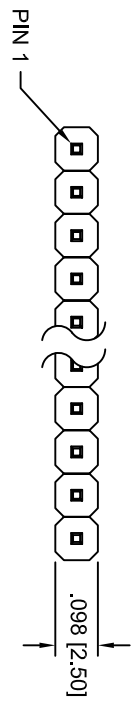
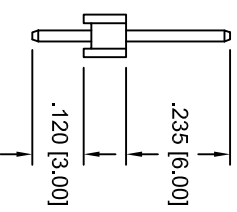
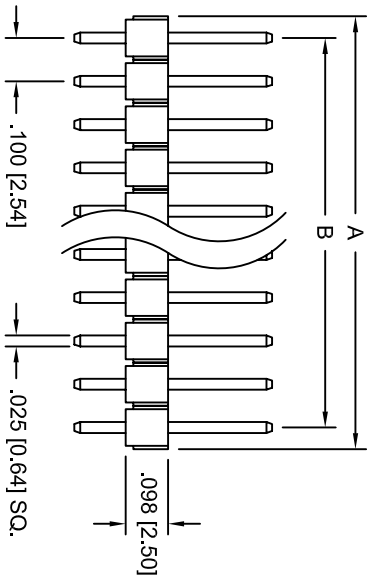
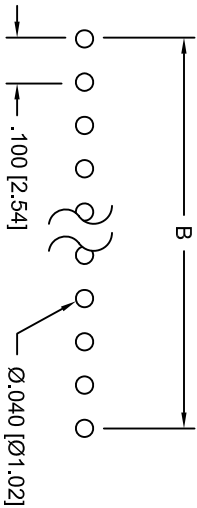


Rev	AWO #	Description	Date	Appr
-		RELEASED	10/5/04	

APPROVED: _____
 DATE: _____ TITLE: _____



PCB LAYOUT



A = .100 [2.54] X No. of Positions.
 B = .100 [2.54] X No. of Spaces.
 1 THRU 40 PINS AVAILABLE

SPECIFICATIONS:

Material: Insulator: PBT, rated UL 94V-0

Insulator color: Black

Contacts: Brass

Plating:

Tin over Copper underplate overall

Electrical:

Operating voltage: 250 VAC max

Current rating: 3 Amps max

Insulation resistance: 5000 Mohms min @ 500 VDC

Dielectric withstanding voltage: 1000 VAC for 1 minute

Temperature Rating:

Operating temperature: -55°C to +105°C

Environmental:

Lead free, RoHS compliant.

Recommended soldering temp: 235 for 5 sec.



ADAM TECH

909 Rahway Avenue, Union, NJ 07083
 Phone: 908-687-5000 Fax: 908-687-5710

TITLE: PIN HEADER, SINGLE ROW, .100 PITCH
 STRAIGHT, .235 MATING / .120 TAIL

UNLESS OTHERWISE SPECIFIED ALL DIMENSIONS ARE INCHES [MM]	
TOLERANCES: EXCEPT AS NOTED	
INCHES	HOLES
.X ± .10	ØX ± .10
.XX ± .020	ØXX ± .015
.XXX ± .015	ØXXX ± .010
APPROVALS	DATE
DRAWN	SS
CHECKED	10/5/04
APPROVED	

SIZE	PART NO.	REV.
X	PH1-XX-TA	-
REF:	SCALE: NTS	SHEET 1 OF 1