

REVISION A

MODM-A-04-8P8C-X

TYPE

-A:

PORTS

-04

POSITIONS/CONTACTS

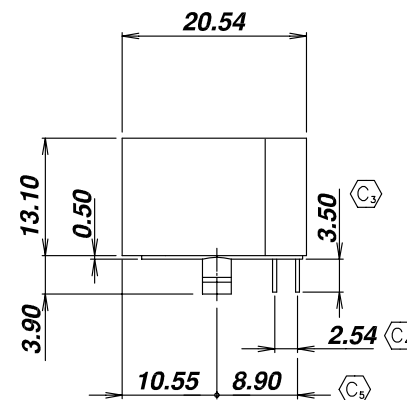
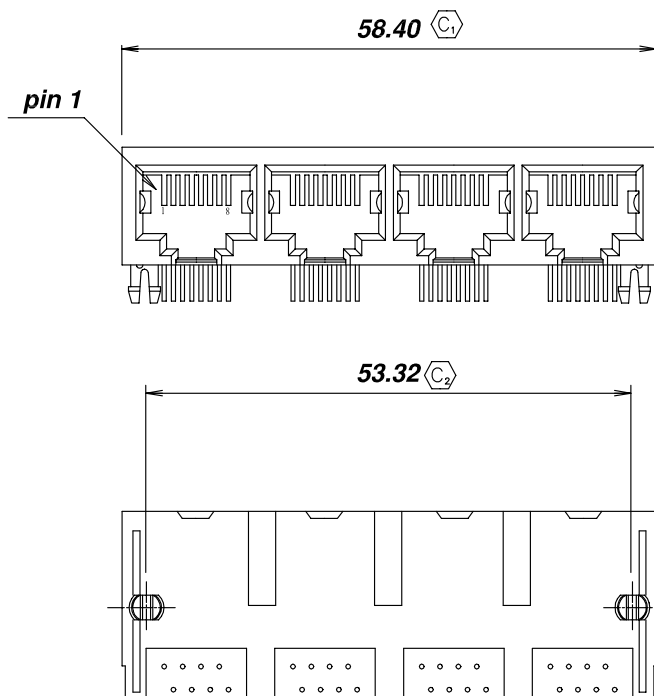
-8P8C: 8 Pos/8 Con

PLATING

-L: .000015" Au

-S: .000030" Au

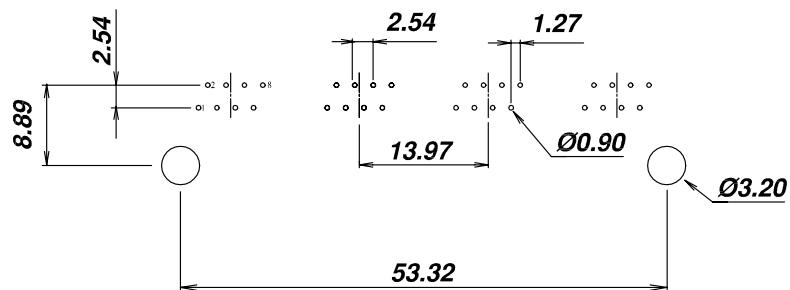
-E: .000050" Au



NOTES:

1. (C) REPRESENTS A CRITICAL DIMENSION
2. GOLD PLATING ON MATING AREA, TIN-LEAD ON TAILS

PCB Layout



DO NOT SCALE
FROM THIS PRINT

<p>UNLESS OTHERWISE SPECIFIED DIMENSIONS ARE IN MM. TOLERANCES ARE:</p> <p>DECIMALS ANGLES</p> <p>X.XX±0.25 ±3°</p> <p>X.XXX±0.13</p> <p>X.XXXX±0.05</p>	<p>PROPRIETARY NOTE</p> <p>THIS DOCUMENT CONTAINS INFORMATION CONFIDENTIAL AND PROPRIETARY TO SAMTEC INC. AND SHALL NOT BE REPRODUCED OR TRANSFERRED TO OTHER DOCUMENTS OR DISCLOSED TO OTHERS OR USED FOR ANY PURPOSE OTHER THAN THAT FOR WHICH IT WAS OBTAINED WITHOUT THE EXPRESSED WRITTEN CONSENT OF SAMTEC INC.</p>	<p>samtec</p> <p>520 PARK EAST BLVD. NEW ALBANY, IN 47150 (812) 944-6733 P.O. BOX 1147 TWX: 810-540-4085</p>	<p>CODE: 553322</p>
<p>DO NOT SCALE DRAWING</p> <p>INSULATOR: PBT 20% Glass Filled (UL 94V-0) Black</p> <p>CONTACT: Phosphor Bronze</p> <p>SHELL: Copper Alloy</p> <p>MAX FLASH ALLOWED: .002</p> <p>MAX GATE VESTIGE: .002</p> <p>F:\DWG\misc\mktg</p>	<p>SHEET SCALE: 1:2</p>	<p>DESCRIPTION: 1x4 8 Position Side Entry Gang Jack</p> <p>DWG. NO. MODM-A-04-8P8C-X</p> <p>BY: J. RILEY 10/31/2003 SHEET 1 OF 1</p>	