

APPSC04-41MWFA WHITE

Features

- 0.4 INCH CHARACTER HEIGHT.
- LOW CURRENT OPERATION.
- HIGH CONTRAST AND LIGHT OUTPUT.
- EASY MOUNTING ON P.C. BOARDS OR SOCKETS.
- CATEGORIZED FOR LUMINOUS INTENSITY.
- MECHANICALLY RUGGED.
- GRAY FACE, YELLOW FLUORESCENT SEGMENT.
- PACKAGE : 800PCS / REEL.

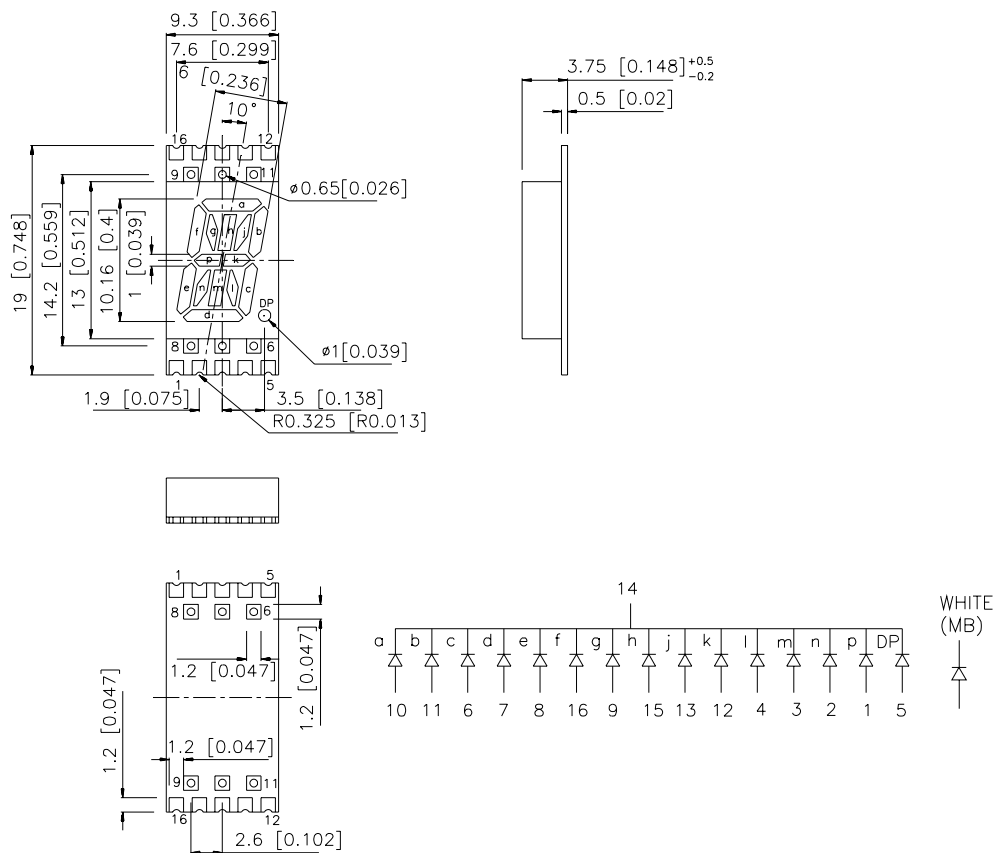
Description

The source color devices are made with GaN on SiC Light Emitting Diode.

Static electricity and surge damage the LEDs. It is recommended to use a wrist band or anti-electrostatic glove when handling the LEDs.

All devices, equipment and machinery must be electrically grounded.

Package Dimensions & Internal Circuit Diagram



Notes:

1. All dimensions are in millimeters (inches). Tolerance is $\pm 0.25(0.01)$ unless otherwise noted.
2. Specifications are subject to change without notice.

Selection Guide

Part No.	Dice	Lens Type	Iv (ucd) @ 20 mA		Description
			Min.	Typ.	
APPSC04-41MWFA	WHITE (GaN)	YELLOW FLUORESCENT	2600	11400	Common Cathode,Rt. Hand Decimal

Electrical / Optical Characteristics at T_A=25°C

Symbol	Parameter	Device	Typ.	Max.	Units	Test Conditions
V _F	Forward Voltage	White	3.8	4.5	V	I _F =20mA
I _R	Reverse Current	White	-	10	uA	V _R = 5V
X	Chromaticity Coordinates	White	0.33	-	-	-
Y			0.34	-	-	-
C	capacitance	White	100		pF	V _F =0V, f=1MHz

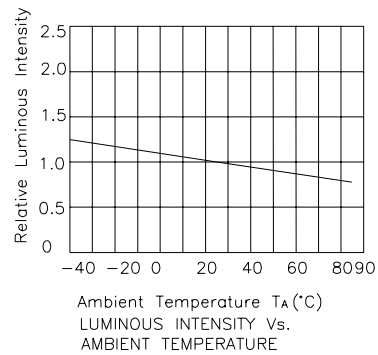
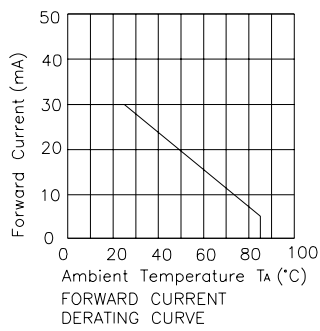
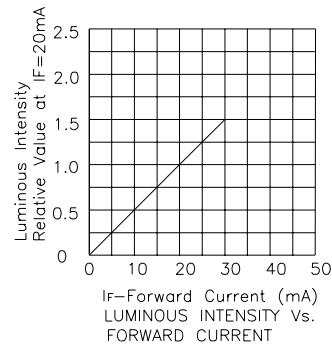
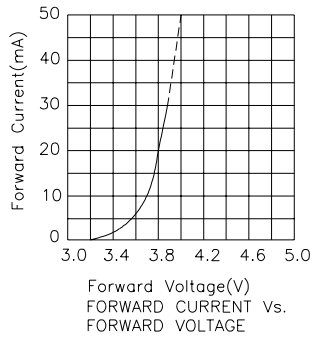
Absolute Maximum Ratings at T_A=25°C

Parameter	White	Units
Power dissipation	105	mW
DC Forward Current	30	mA
Forward Current (Peak) [1]	150	mA
Reverse Voltage	5	V
Operating Temperature	-40°C To +85°C	
Storage Temperature	-40°C To +85°C	

Note:

1. 1/10 Duty Cycle, 0.1ms Pulse Width.

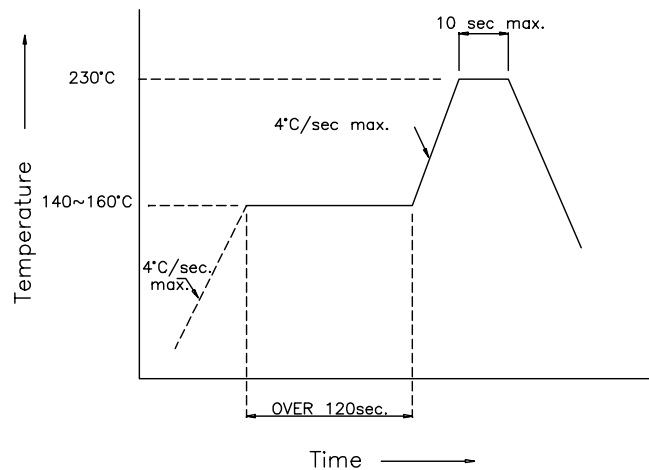
White APPSC04-41MWFA



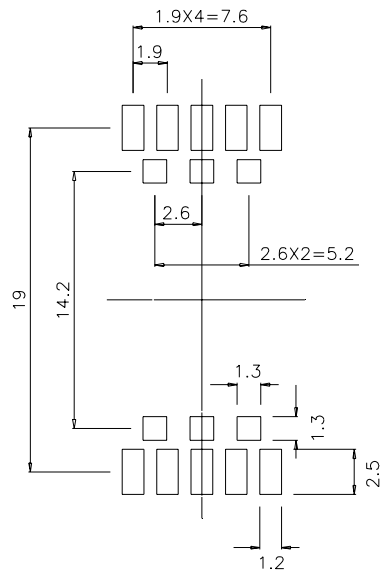
APPSC04-41MWFA

SMT Reflow Soldering Instruction

Number of reflow process shall be less than 2 times and cooling process to normal temperature is required between first and second soldering process.



Recommended Soldering Pattern (Units : mm)



Tape Specifications (Units : mm)

