

2SB0941, 2SB0941A

Silicon PNP epitaxial planar type

For low-frequency power amplification

Complementary to 2SD1266 and 2SD1266A

■ Features

- High forward current transfer ratio h_{FE} which has satisfactory linearity
- Low collector to emitter saturation voltage $V_{CE(sat)}$
- Full-pack package which can be installed to the heat sink with one screw

■ Absolute Maximum Ratings $T_C = 25^\circ\text{C}$

Parameter	Symbol	Rating	Unit
Collector to base voltage	2SB0941	-60	V
	2SB0941A	-80	
Collector to emitter voltage	2SB0941	-60	V
	2SB0941A	-80	
Emitter to base voltage	V_{EBO}	-5	V
Peak collector current	I_{CP}	-5	A
Collector current	I_C	-3	A
Collector power dissipation	$T_C = 25^\circ\text{C}$	35	W
	$T_a = 25^\circ\text{C}$	2	
Junction temperature	T_j	150	$^\circ\text{C}$
Storage temperature	T_{stg}	-55 to +150	$^\circ\text{C}$

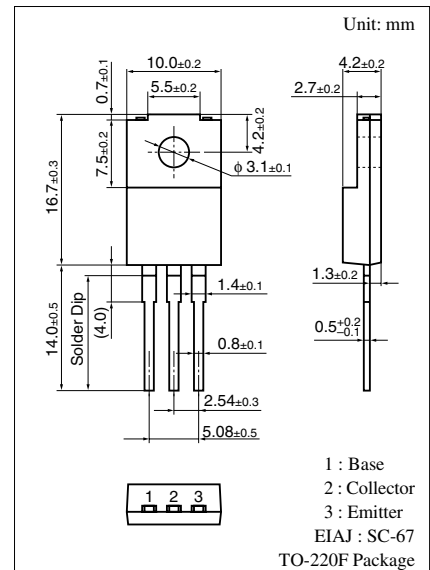
■ Electrical Characteristics $T_C = 25^\circ\text{C}$

Parameter	Symbol	Conditions	Min	Typ	Max	Unit
Collector cutoff current	2SB0941	$V_{CE} = -60\text{ V}, V_{BE} = 0$			-200	μA
	2SB0941A	$V_{CE} = -80\text{ V}, V_{BE} = 0$			-200	
Collector cutoff current	2SB0941	$V_{CE} = -30\text{ V}, I_B = 0$			-300	μA
	2SB0941A	$V_{CE} = -60\text{ V}, I_B = 0$			-300	
Emitter cutoff current	I_{EBO}	$V_{EB} = -5\text{ V}, I_C = 0$			-1	mA
Collector to emitter voltage	2SB0941	$I_C = -30\text{ mA}, I_B = 0$	-60			V
	2SB0941A		-80			
Forward current transfer ratio	h_{FE1}^*	$V_{CE} = -4\text{ V}, I_C = -1\text{ A}$	70		250	
	h_{FE2}	$V_{CE} = -4\text{ V}, I_C = -3\text{ A}$	10			
Base to emitter voltage	V_{BE}	$V_{CE} = -4\text{ V}, I_C = -3\text{ A}$			-1.8	V
Collector to emitter saturation voltage	$V_{CE(sat)}$	$I_C = -3\text{ A}, I_B = -0.375\text{ A}$			-1.2	V
Transition frequency	f_T	$V_{CE} = -10\text{ V}, I_C = -0.5\text{ A}, f = 10\text{ MHz}$		30		MHz
Turn-on time	t_{on}	$I_C = -1\text{ A}, I_{B1} = -0.1\text{ A}, I_{B2} = 0.1\text{ A}$		0.5		μs
Storage time	t_{stg}			1.2		μs
Fall time	t_f			0.3		μs

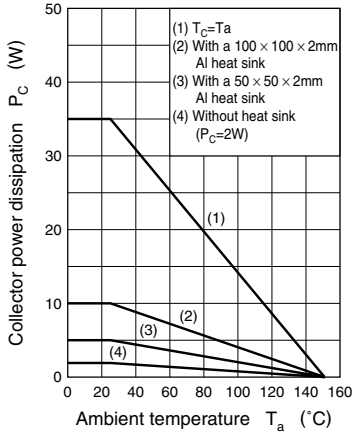
Note) *: Rank classification

Rank	Q	P
h_{FE1}	70 to 150	120 to 250

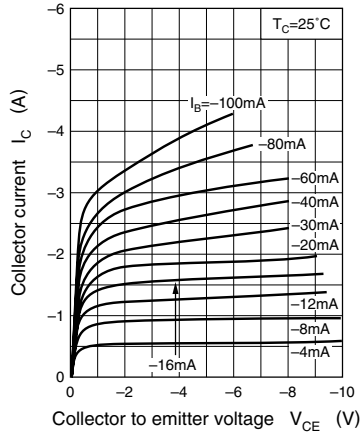
Ordering can be made by the common rank (PQ rank $h_{FE1} = 70$ to 250) in the rank classification.



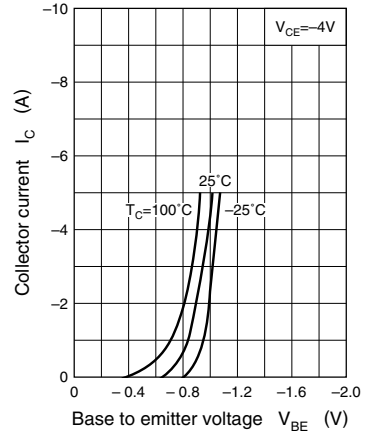
$P_C - T_a$



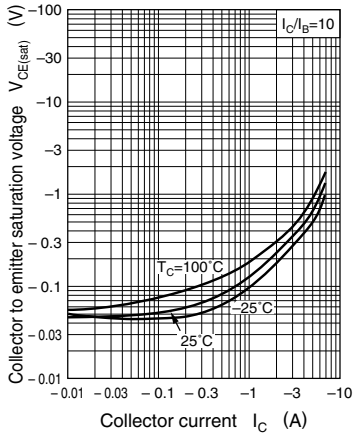
$I_C - V_{CE}$



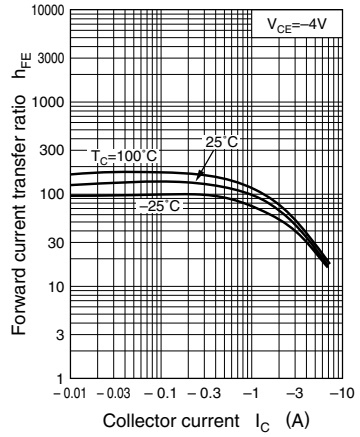
$I_C - V_{BE}$



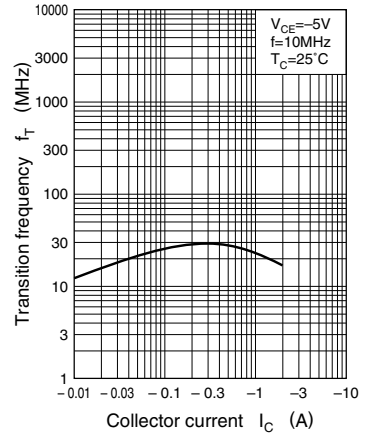
$V_{CE(sat)} - I_C$



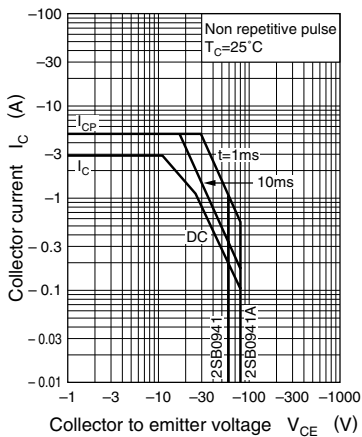
$h_{FE} - I_C$



$f_T - I_C$



Area of safe operation (ASO)



$R_{th(t)} - t$

