

1797/167871

**M 14 CE SERIES
CHART MTG-CE-86**

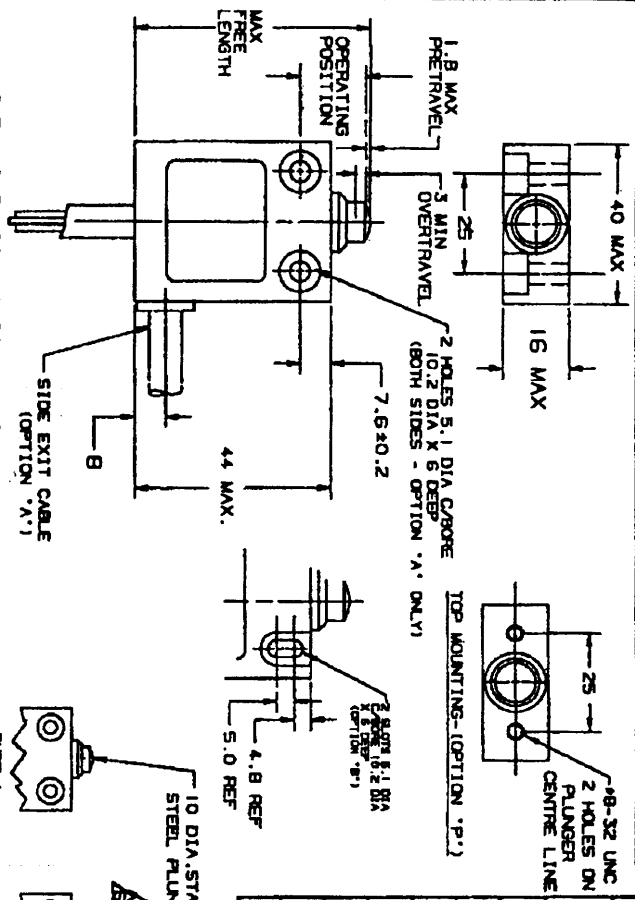
RELEASE NUMBER MS 11463 REPLACES

DRAWN ML 23.4.80

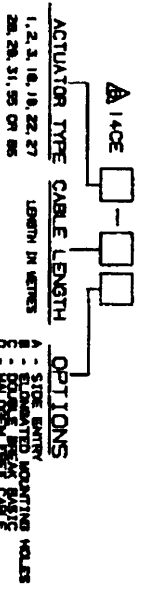
Honeywell

SMALL PRECISION
LIMIT SWITCH

AVAILABLE LISTINGS
14CE SERIES
CHART MTG-CE-86

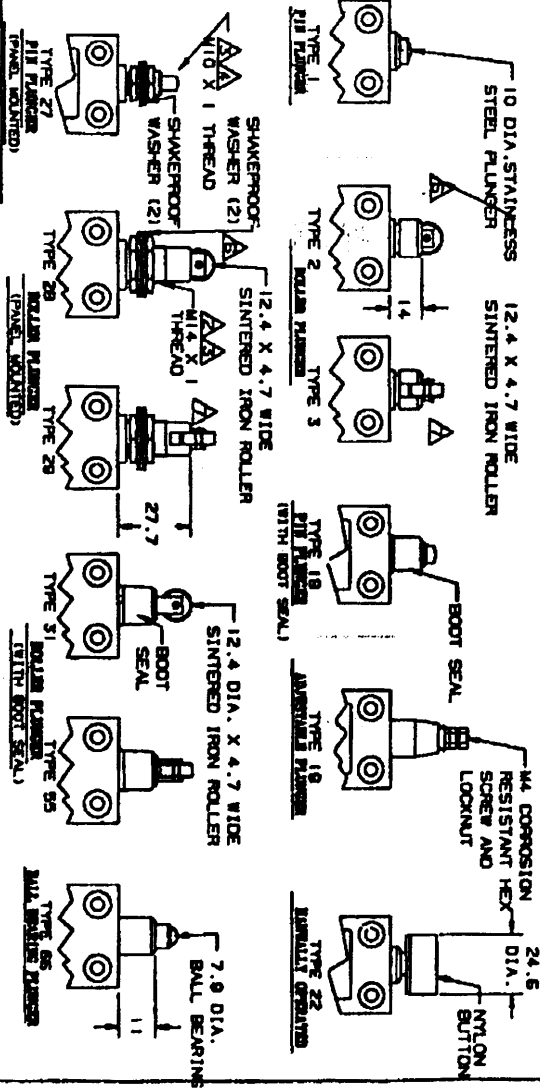


CATALOGUE LISTING CONVENTION
OPTIONS CAN BE COMBINED WITHIN LOGICAL LIMITS (SEE 14CEZ-1M)



- NOTES:-
- 1 : DIE CAST HOUSING FINISHED IN GREY PAINT
 - 2 : SWITCH MOUNTS THROUGH A 14.5 DIA HOLE
 - 3 : MAXIMUM PANEL THICKNESS = 4.2
 - 4 : SWITCH MOUNTS THROUGH 10.5 DIA HOLE
 - 5 : TEMPERATURE RANGE : 0° C TO +70° C (STANDARD)
 - 6 : ROLLER PARALLEL WITHIN 3° TO MOUNTING FACE
 - 7 : ROLLER PERPENDICULAR WITHIN 3° TO MOUNTING FACE
 - 8 : ALL LOGICAL LISTINGS ARE IEC 947-5-1 APPROVED EXCEPT:
 - 9 : LISTINGS CAN BE SUFFIXED WITH R.S (e.g. 14CE1-1KRS)

SWITCH TYPE	ISSUE NUMBER	OPTIONS	DIFF. TRAVEL (MAX.)	OPERATING FORCE (MAX)	RELEASE FORCE (MIN)	OPERATING POSITION	MAX FREE LENGTH
14CE1		A,B,R,N,L,P	0.1	11.8	4.4	15.7 ± 1.0	54
14CE2		A,B,P	0.1	11.8	4.4	28.5 ± 1.0	57
14CE3		N,V	0.1	22.5	4.4	24.8 ± 1.0	53
14CE18		A,B,R,N,L,P	0.1	22.5	4.4	ADJUSTABLE 32 TO 39	77.4
14CE19		A,B,R,N,L,P	0.1	11.8	4.4	1800	64.1
14CE22		A,B,R,N,L,P	0.1	9	3	27.4 MAX	67.2
14CE27		A,B,R,N,L,P	0.1	11.8	4.4	1200	81
14CE28		A,B,R,N,L,P	0.1	11.8	4.4	1200	73
14CE29	MS 11463	A,B,R,N,L,P	0.1	17.5	4.4	1800	63
14CE31		A,B,R,N,L,P	0.1	17.5	4.4	1800	63
14CE35		A,B,R,N,L,P	0.1	11.8	4.4	1200	63



REVISIONS

NO.	DATE	DESCRIPTION
1	21.02.87	
2	05.11.80	
3	21.08.80	
4	21.07.80	
5	21.07.80	
6	21.07.80	
7	21.07.80	
8	21.07.80	
9	21.07.80	
10	21.07.80	
11	21.07.80	
12	21.07.80	
13	21.07.80	
14	21.07.80	
15	21.07.80	
16	21.07.80	
17	21.07.80	
18	21.07.80	
19	21.07.80	
20	21.07.80	

BASIC SWITCH	ELECTRICAL RATINGS	CIRCUIT DIAGRAM	CABLE
STANDARD SILVER CONTACTS	5A - 250VAC (STANDARD)	5.P.0.T.	4 X 0.75 MM HARDENED CONDUCTIVE CABLE.
ROD CONTACTS - OPTION 'V'	1A 125VAC 300C	3 - BROWN 2 - BLUE 1 - YELLOW	