

# Coaxial Power Splitter/Combiner

## ZAPD-2-22-75+ ZAPD-2-22-75

2 Way-0° 75Ω 910 to 2150 MHz

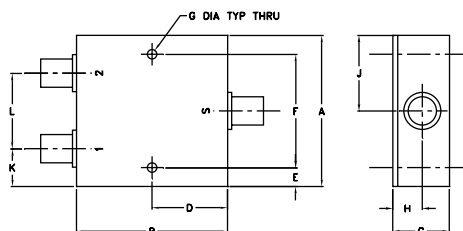
### Maximum Ratings

Operating Temperature	-55°C to 100°C
Storage Temperature	-55°C to 100°C
Power Input (as a splitter)	5W max.
Internal Dissipation	0.25W max.

### Coaxial Connections

SUM PORT	S
PORT 1	1
PORT 2	2

### Outline Drawing



### Outline Dimensions (inch/mm)

A	B	C	D	E	F	G	
2.00	2.00	.75	1.00	.25	1.500	.125	
50.80	50.80	19.05	25.40	6.35	38.10	3.18	
H	J	K	L				wt
.39	1.00	.50	1.00				grams
9.91	25.40	12.70	25.40				170.0

### Features

- wideband, 910 to 2150 MHz
- low insertion loss, 0.2 dB typ.
- high isolation, 30 dB typ.
- up to 5W power input as splitter
- excellent amplitude unbalance, 0.1 dB typ.
- excellent phase unbalance, 0.5 deg. typ.
- excellent VSWR, 1.1:1 typ.
- rugged shielded case

### Applications

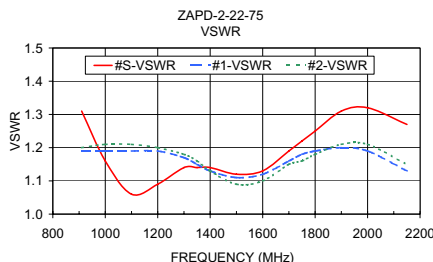
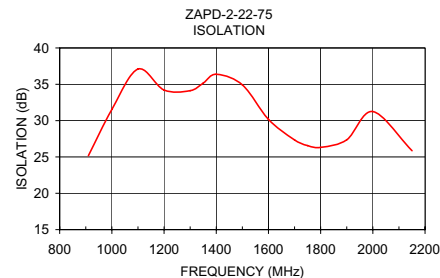
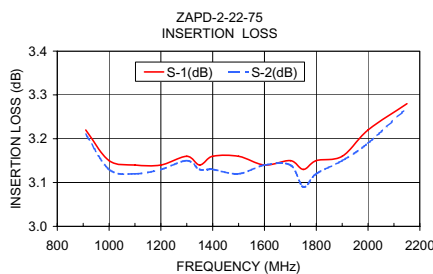
- communications systems
- cellular
- catv
- GPS

### Electrical Specifications

FREQ. RANGE (MHz)	ISOLATION (dB)		INSERTION LOSS (dB) ABOVE 3.0 dB		PHASE UNBALANCE (Degrees)	AMPLITUDE UNBALANCE (dB)	VSWR (:1)			
	Typ.	Min.	Typ.	Max.			S		OUT	
f <sub>L</sub> -f <sub>H</sub>					Max.	Max.	Typ.	Max.	Typ.	Max.
910-2150	30	20	0.2	0.7	2	0.4	1.15	1.6	1.1	1.3

### Typical Performance Data

Frequency (MHz)	Insertion Loss (dB)		Amplitude Unbalance (dB)	Isolation (dB)	VSWR S	VSWR 1	VSWR 2
	S-1	S-2					
910.00	3.22	3.21	0.01	25.17	1.31	1.19	1.20
1000.00	3.15	3.13	0.02	31.54	1.16	1.19	1.21
1100.00	3.14	3.12	0.02	37.09	1.06	1.19	1.21
1200.00	3.14	3.13	0.01	34.21	1.09	1.19	1.20
1300.00	3.16	3.15	0.01	34.12	1.14	1.17	1.18
1350.00	3.14	3.13	0.01	35.17	1.14	1.15	1.16
1400.00	3.16	3.13	0.03	36.38	1.14	1.13	1.13
1500.00	3.16	3.12	0.04	34.92	1.12	1.11	1.09
1600.00	3.14	3.14	0.01	30.17	1.13	1.12	1.10
1700.00	3.15	3.14	0.01	27.34	1.19	1.16	1.15
1750.00	3.13	3.09	0.04	26.56	1.22	1.18	1.16
1800.00	3.15	3.12	0.03	26.32	1.25	1.19	1.18
1900.00	3.16	3.15	0.01	27.36	1.31	1.20	1.21
2000.00	3.22	3.19	0.03	31.25	1.32	1.19	1.21
2150.00	3.28	3.27	0.01	25.86	1.27	1.13	1.15



### electrical schematic



CASE STYLE: F14

Connectors	Model	Price	Qty.
BNC	ZAPD-2-22-75(+)	\$63.95	(1-9)

+ RoHS compliant in accordance with EU Directive (2002/95/EC)

The +Suffix identifies RoHS Compliance. See our web site for RoHS Compliance methodologies and qualifications.



P.O. Box 350166, Brooklyn, New York 11235-0003 (718) 934-4500 Fax (718) 332-4661 For detailed performance specs & shopping online see Mini-Circuits web site



The Design Engineers Search Engine Provides ACTUAL Data Instantly From MINI-CIRCUITS At: [www.minicircuits.com](http://www.minicircuits.com)

RF/IF MICROWAVE COMPONENTS

REV. A  
M118063  
ZAPD-2-22-75  
HY/TD/CP  
080714