

# PCMC063T- Power Choke Coil

## Features

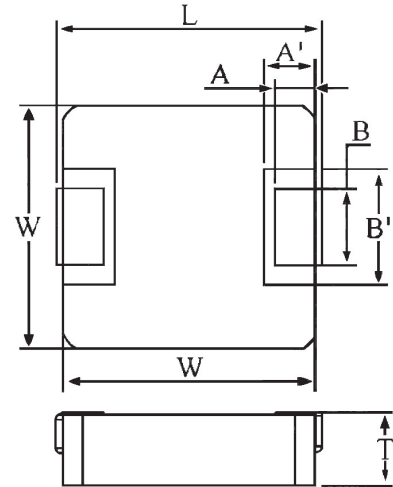
- Low loss realized with low DCR
- 100% lead (Pb) free, RoHS compliant
- High performance (Isat) realized by metal dust core
- Low profile: 12.6mm x 13.8mm x 5.0mm
- Capable of high frequency (3MHz)

## Electrical Specifications

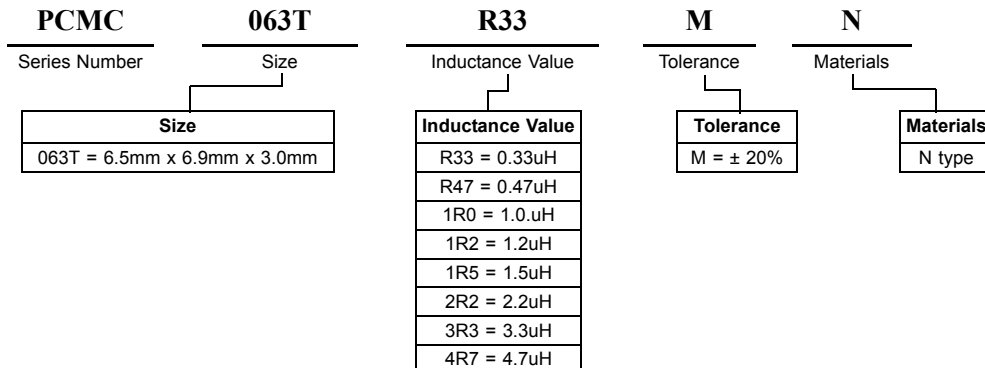
Part Number	L0 Inductance (uH) @ (0A)	Rdc (mΩ)		Heat Rating Current DC Amps. Idc (A)	Saturation Current DC Amps. Isat (A)
		Typical	Maximum	Typical	Typical
PCMC063T-R33MN	0.33	3.5	3.9	20	30
PCMC063T-R47MN	0.47	4.0	4.2	17.5	26
PCMC063T-1R0MN	1.0	9.0	10.0	11	22
PCMC063T-1R2MN	1.20	10.0	12.0	10	20
PCMC063T-1R5MN	1.5	14.0	15.0	9	18
PCMC063T-2R2MN	2.2	18.0	20.0	8	14
PCMC063T-3R3MN	3.3	28	30	6	13.5
PCMC063T-4R7MN	4.7	37	40	5.5	10

## Mechanical Specifications

Code	R36	R47	R50	R56	R68	1R5
L	14.0 max	13.8 max	13.8 max	13.8 max	13.8 max	13.8 max
W	12.6 ± 0.2	12.6 ± 0.2	12.6 ± 0.2	12.6 ± 0.2	12.6 ± 0.2	12.6 ± 0.2
T	5.2 max	5.0 max	5.0 max	5.0 max	5.0 max	5.0 max
A	2.0 ± 0.5	2.0 ± 0.5	2.0 ± 0.5	2.0 ± 0.5	2.0 ± 0.5	2.0 ± 0.5
A'	2.5 ± 0.1	2.5 ± 0.1	2.5 ± 0.1	2.5 ± 0.1	2.5 ± 0.1	2.5 ± 0.1
B	4.0 ± 0.5	4.0 ± 0.5	4.0 ± 0.5	4.0 ± 0.5	4.0 ± 0.5	4.0 ± 0.5
B'	6.0 ± 0.2	6.0 ± 0.2	6.0 ± 0.2	6.0 ± 0.2	6.0 ± 0.2	6.0 ± 0.2



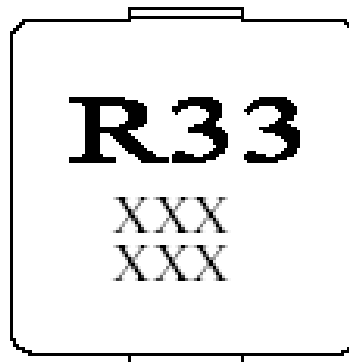
## How to Order



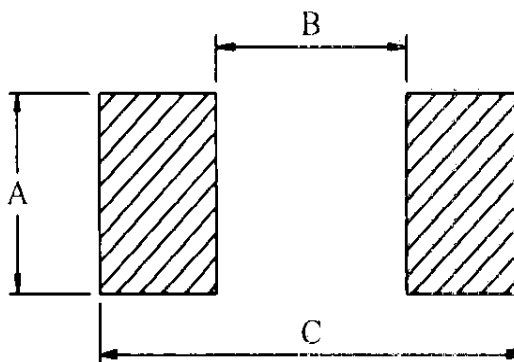
# PCMC063T- Power Choke Coil

## Marking and Date Code

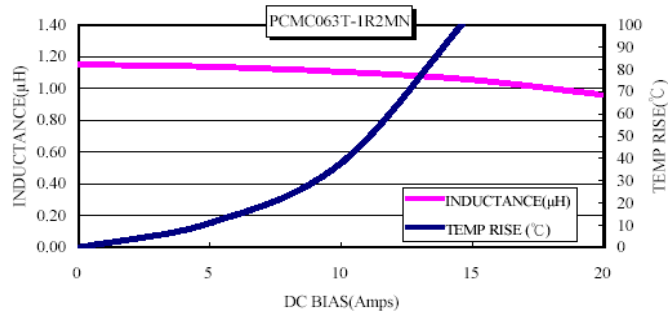
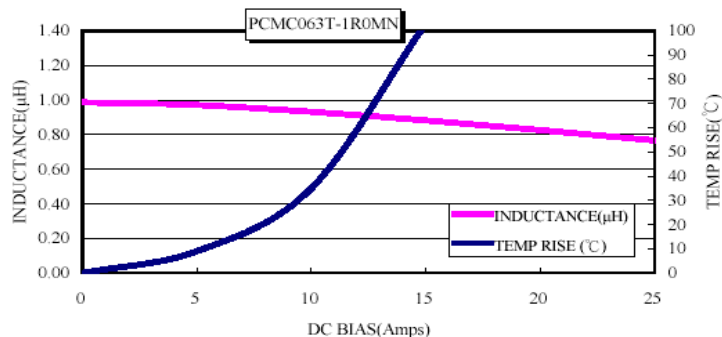
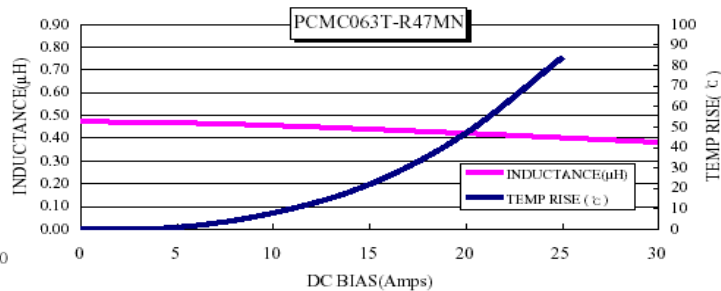
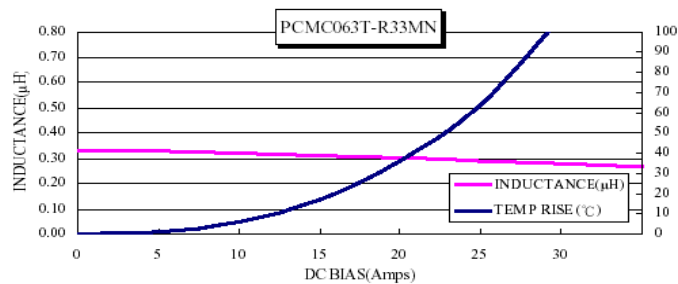
- Marking
  - The inductor is marked with a 3-digit code
  - Example -- 0.33uH → R33
- Date Code
  - X: Year (Ex: 2004 = 4)
  - XX: Week (Serial Number: 01 - 52)
  - XXX: Taping No. (Serial number: 001 - 999)



Recommended Land Pattern Dimensions (mm)	
A	3.5
B	3.7
C	7.4

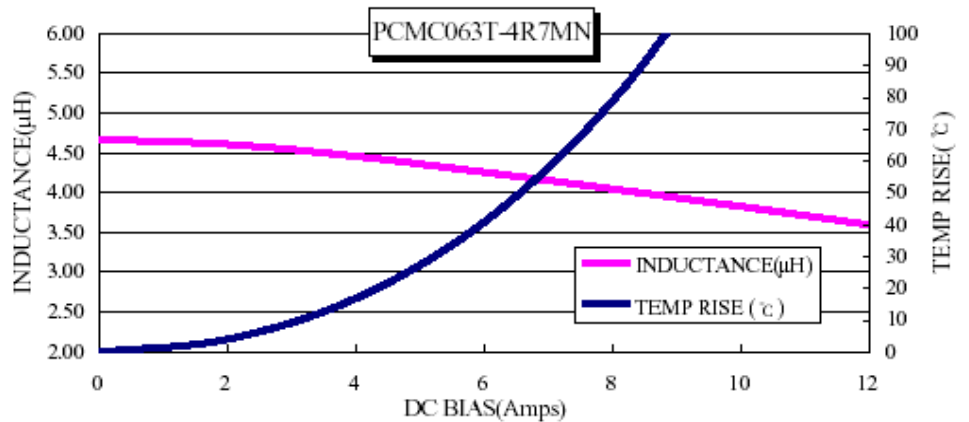
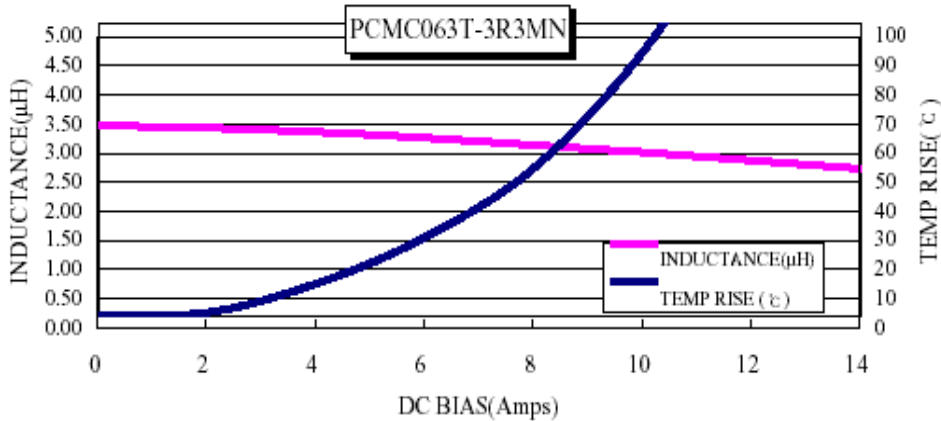
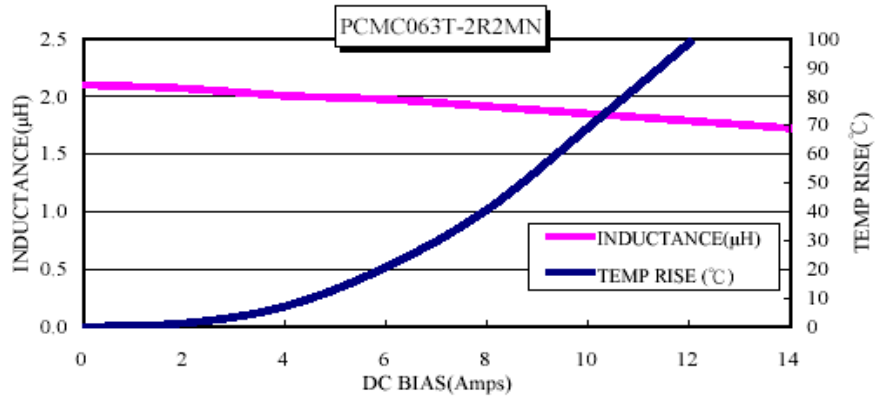
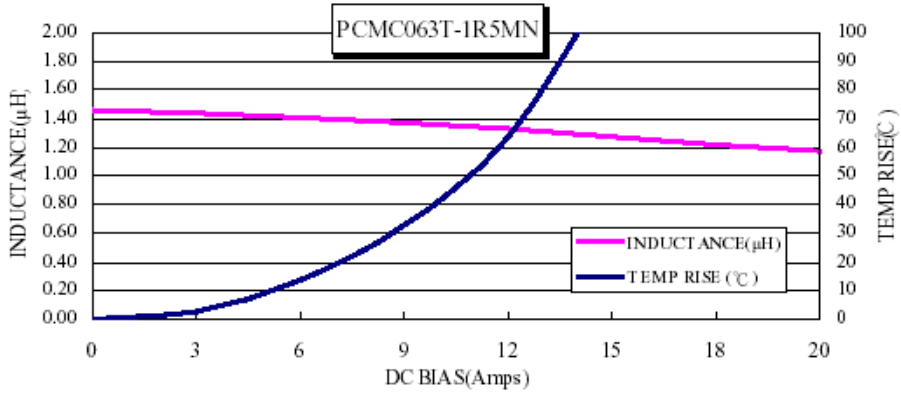


## Current Characteristic



# PCMC063T- Power Choke Coil

## Current Characteristic



# PCMC104T- Power Choke Coil

## Features

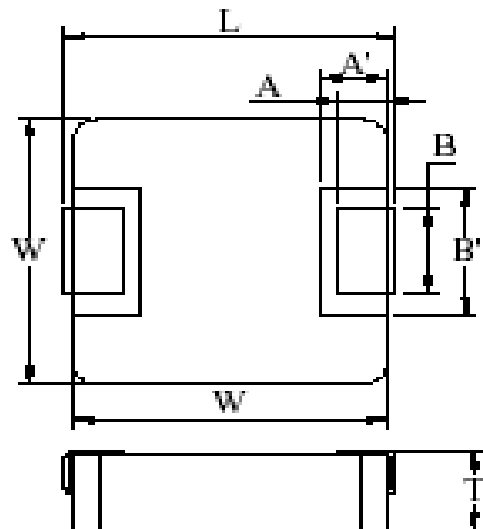
- High saturation current
- Low DCR
- 100% lead (Pb) free, RoHS compliant
- Low profile: 10.0mm x 11.5mm x 4.0mm
- Capable of high frequency (1MHz)

## Electrical Specifications

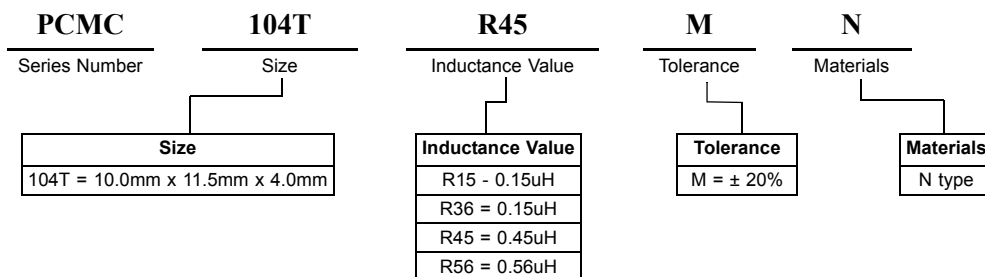
Part Number	L0 Inductance (uH) @ (0A)	Rdc (mΩ)		Heat Rating Current DC Amps. Idc (A)	Saturation Current DC Amps. Isat (A)
		Typical	Maximum	Typical	Typical
PCMC104T-R15MN	0.15	0.50	0.80	25	75
PCMC104T-R36MN	0.36	1.10	1.30	20	60
PCMC104T-R45MN	0.45	1.30	1.60	29	45
PCMC104T-R56MN	0.56	1.60	1.80	15	25

## Mechanical Specifications

Code	R15	R36	R45	R56
L	11.5 max	11.5 max	11.5 max	11.5 max
W	10 ± 0.2	10 ± 0.2	10 ± 0.2	10 ± 0.2
T	4.1 max	4.0 max	4.0 max	4.0 max
A	2.0 ± 0.5	2.0 ± 0.5	2.0 ± 0.5	2.0 ± 0.5
A'	2.5 ± 0.1	2.5 ± 0.1	2.5 ± 0.1	2.5 ± 0.1
B	3.0 ± 0.5	3.0 ± 0.5	3.0 ± 0.5	3.0 ± 0.5
B'	5.0 ± 0.2	5.0 ± 0.2	5.0 ± 0.2	5.0 ± 0.2



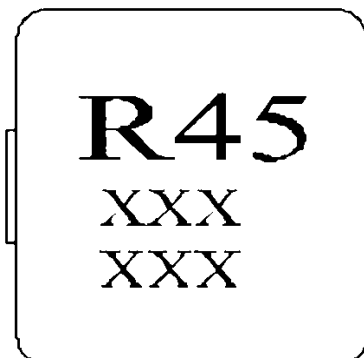
## How to Order



# PCMC104T- Power Choke Coil

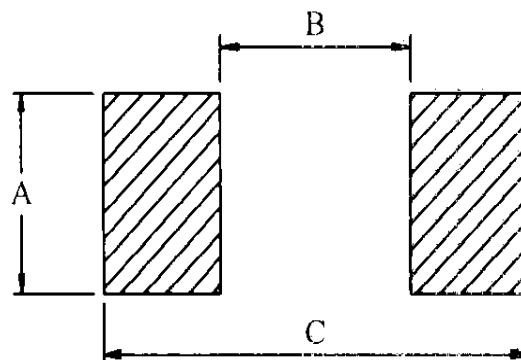
## Marking and Date Code

- Marking
  - The inductor is marked with a 3-digit code
  - Example -- 0.45uH → R45
- Date Code
  - X: Year (Ex: 2004 = 4)
  - XX: Week (Serial Number: 01 - 52)
  - XXX: Taping No. (Serial number: 001 - 999)



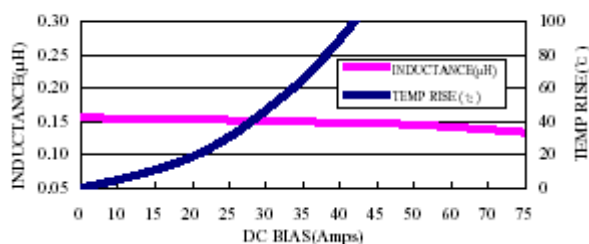
**Recommended Land Pattern Dimensions (mm)**

A	4.0
B	4.5
C	11.5

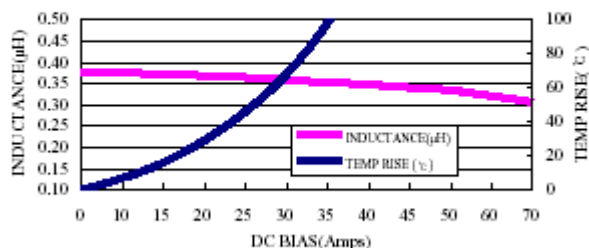


## Current Characteristic

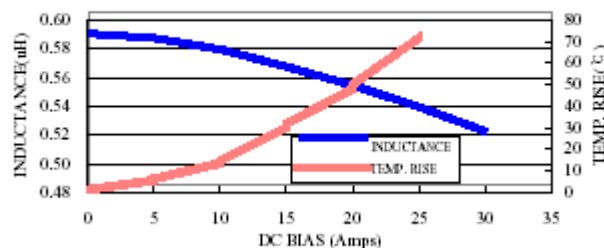
PCMC104TR15MN



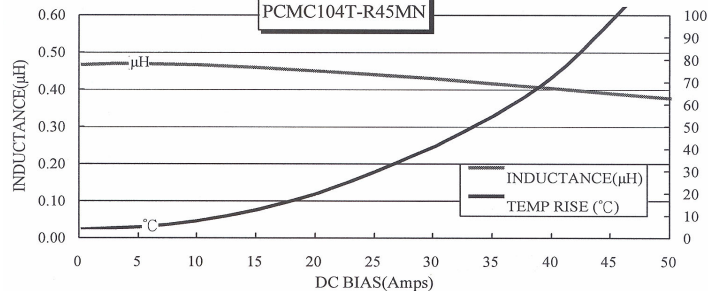
PCMC104TR36MN



PCMC104TR56MN



PCMC104T-R45MN



# PCMC133E - Power Choke Coil

## Features

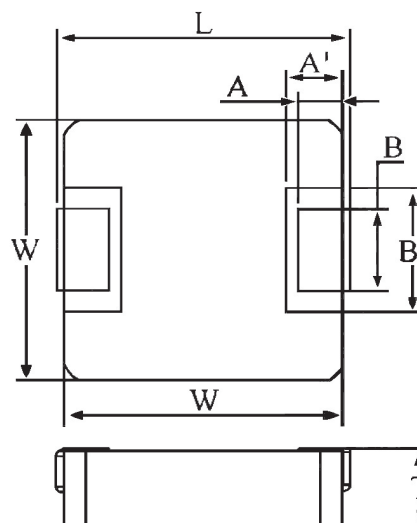
- Low loss realized with low DCR
- High performance (Isat) realized by metal dust core
- 100% lead (Pb) free, RoHS compliant
- Low profile: 12.6mm x 13.8mm x 3.5mm
- Capable of high frequency (3MHz)

## Electrical Specifications

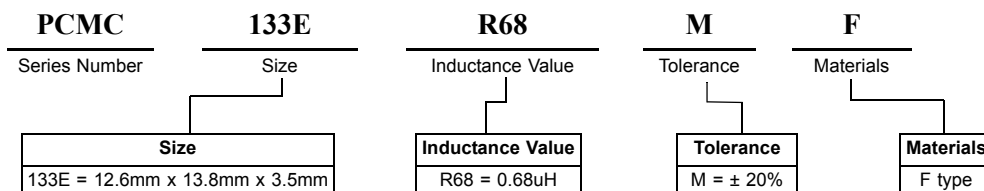
Part Number	L0 Inductance (uH) @ (0A)	Rdc (mΩ)		Heat Rating Current DC Amps. Idc (A)	Saturation Current DC Amps. Isat (A)
		Typical	Maximum	Typical	Typical
PCMC133E-R47MF	0.47	1.70	2.00	32	55
PCMC133E-R56MF	0.56	1.80	2.20	29	51
PCMC133E-R68MF	0.68	2.30	2.50	28	49

## Mechanical Specifications

Code	R47	R56	R68
L	13.8 max	13.8 max	13.8 max
W	12.6 ± 0.2	12.6 ± 0.2	12.6 ± 0.2
T	3.5 max	3.5 max	3.5 max
A	2.0 ± 0.5	2.0 ± 0.5	2.0 ± 0.5
A"	2.5 ± 0.1	2.5 ± 0.1	2.5 ± 0.1
B	4.0 ± 0.5	4.0 ± 0.5	4.0 ± 0.5
B'	6.0 ± 0.2	6.0 ± 0.2	6.0 ± 0.2



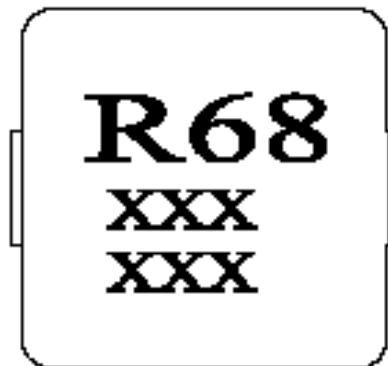
## How to Order



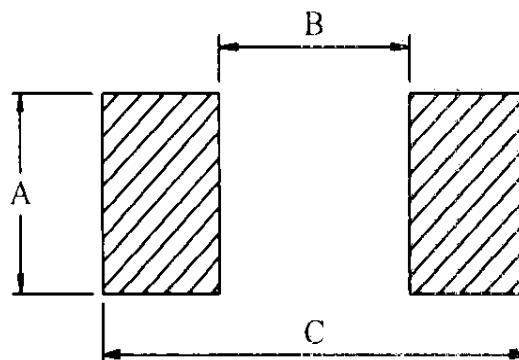
# PCMC133E - Power Choke Coil

## Marking and Date Code

- Marking
  - The inductor is marked with a 3-digit code
  - Example -- 0.68uH → R68
- Date Code
  - X: Year (Ex: 2004 = 4)
  - XX: Week (Serial Number: 01 - 52)
  - XXX: Taping No. (Serial number: 001 - 999)

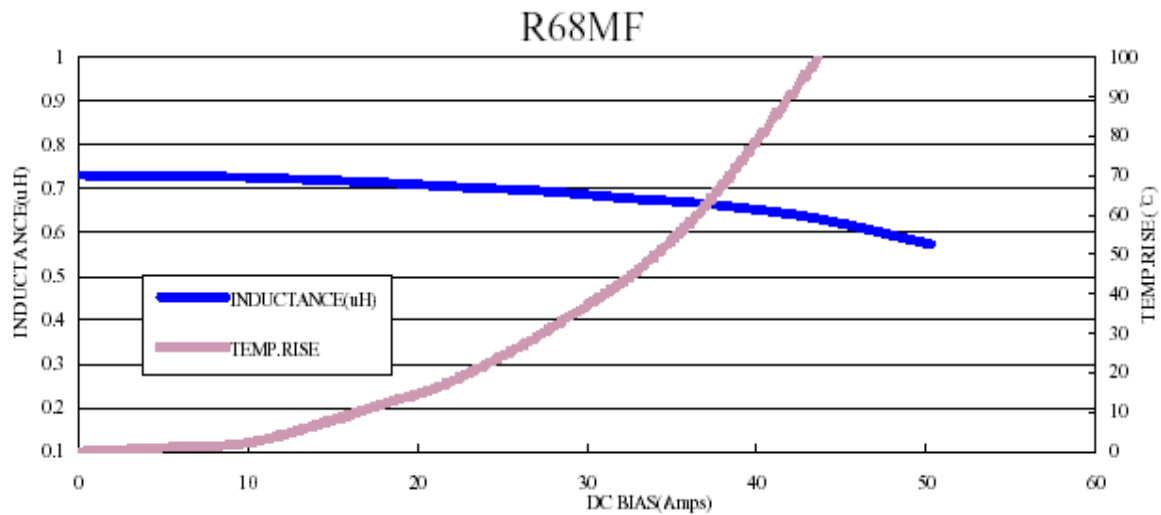
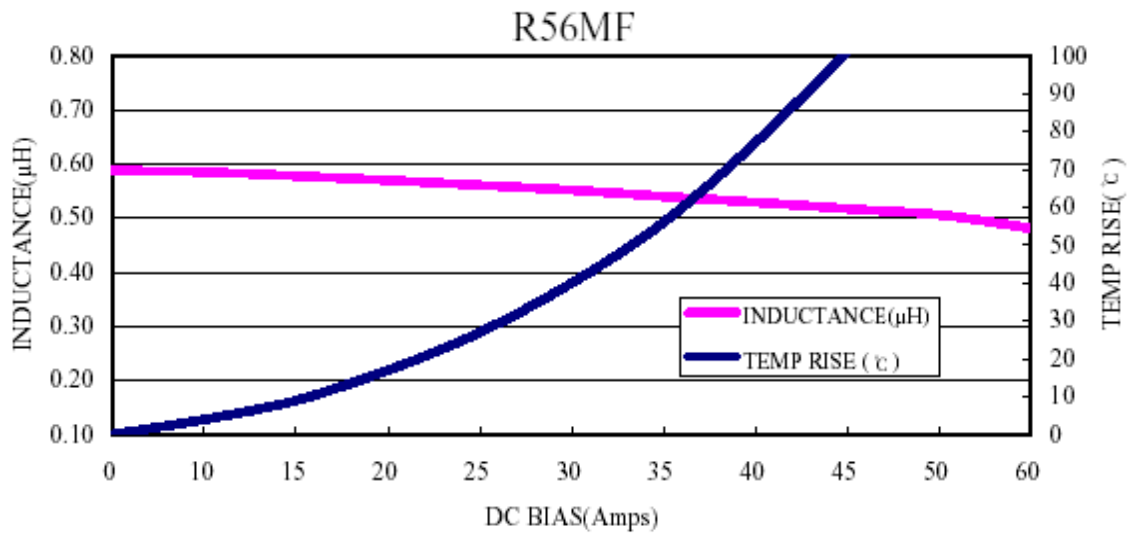
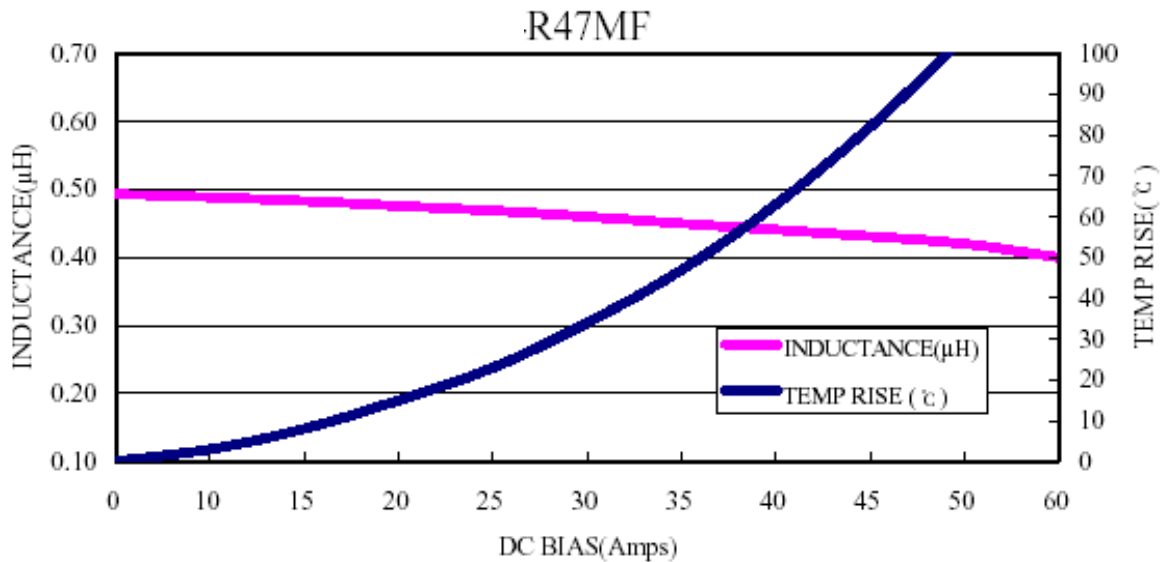


Recommended Land Pattern Dimensions (mm)	
A	5.0
B	8.0
C	14.5



# PCMC133E - Power Choke Coil

## Current Characteristic





# PCMC135T-Power Choke Coil

## Features

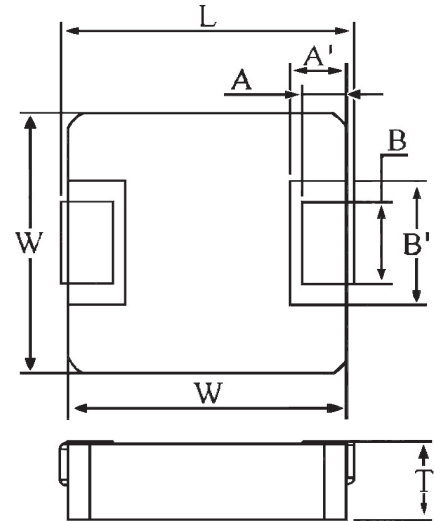
- Low loss realized with low DCR
- 100% lead (Pb) free, RoHS compliant
- High performance (Isat) realized by metal dust core
- Low profile: 12.6mm x 13.8mm x 5.0mm
- Capable of high frequency (3MHz)

## Electrical Specifications

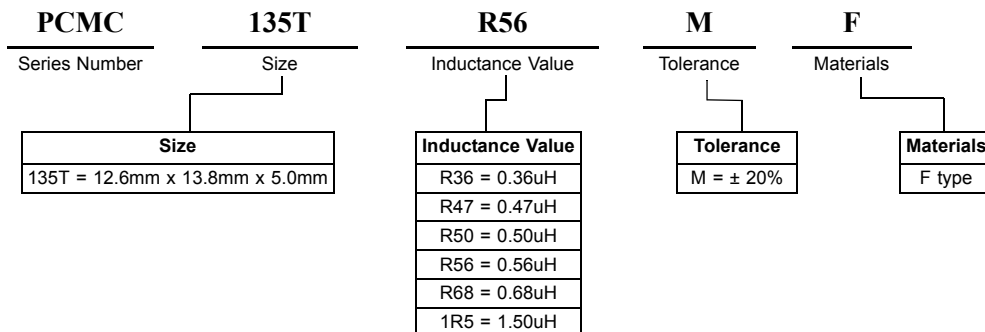
Part Number	L0 Inductance (uH) @ (0A)	Rdc (mΩ)		Heat Rating Current DC Amps. Idc (A)	Saturation Current DC Amps. Isat (A)
		Typical	Maximum	Typical	Typical
PCMC135T-R36MF	0.36	0.77	1.10	41	75
PCMC135T-R47MF	0.47	1.10	1.30	38	65
PCMC135T-R50MF	0.50	1.20	1.50	36	55
PCMC135T-R56MF	0.56	1.20	1.50	36	55
PCMC135T-R68MF	0.68	1.50	1.70	34	54
PCMC135T-1R5MF	1.50	3.40	4.10	23	48

## Mechanical Specifications

Code	R36	R47	R50	R56	R68	1R5
L	14.0 max	13.8 max	13.8 max	13.8 max	13.8 max	13.8 max
W	12.6 ± 0.2	12.6 ± 0.2	12.6 ± 0.2	12.6 ± 0.2	12.6 ± 0.2	12.6 ± 0.2
T	5.2 max	5.0 max	5.0 max	5.0 max	5.0 max	5.0 max
A	2.0 ± 0.5	2.0 ± 0.5	2.0 ± 0.5	2.0 ± 0.5	2.0 ± 0.5	2.0 ± 0.5
A"	2.5 ± 0.1	2.5 ± 0.1	2.5 ± 0.1	2.5 ± 0.1	2.5 ± 0.1	2.5 ± 0.1
B	4.0 ± 0.5	4.0 ± 0.5	4.0 ± 0.5	4.0 ± 0.5	4.0 ± 0.5	4.0 ± 0.5
B'	6.0 ± 0.2	6.0 ± 0.2	6.0 ± 0.2	6.0 ± 0.2	6.0 ± 0.2	6.0 ± 0.2



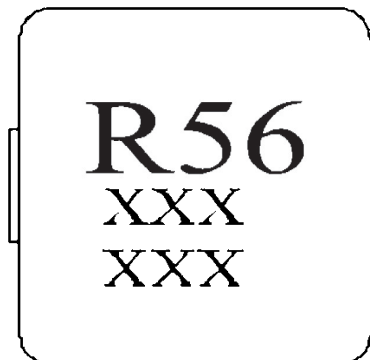
## How to Order



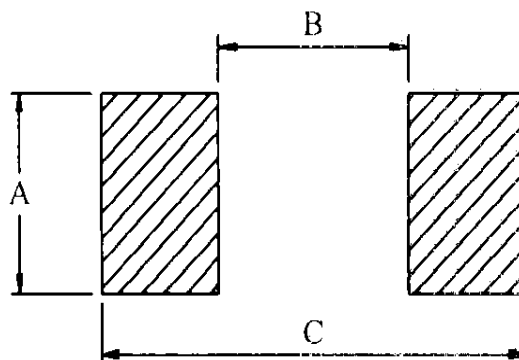
# PCMC135T- Power Choke Coil

## Marking and Date Code

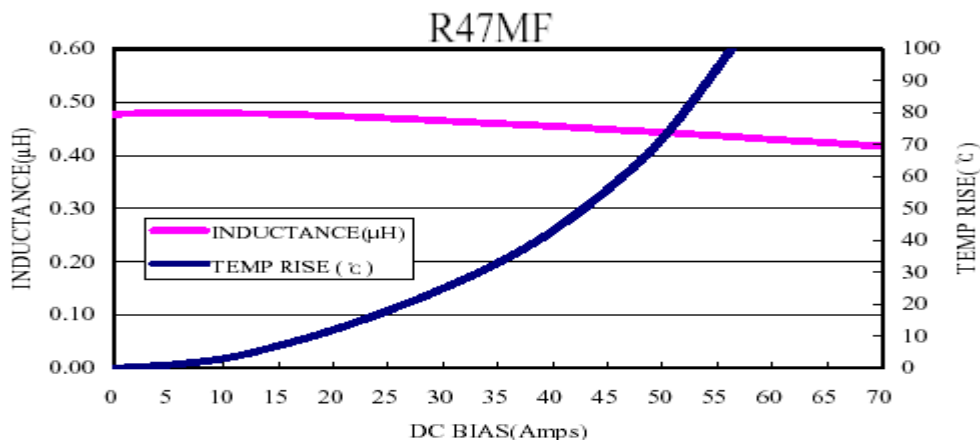
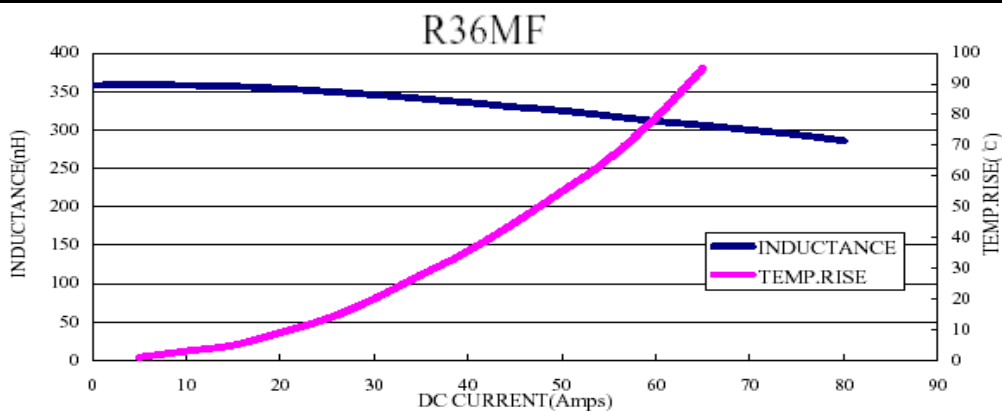
- Marking
  - The inductor is marked with a 3-digit code
  - Example -- 0.56uH → R56
- Date Code
  - X: Year (Ex: 2004 = 4)
  - XX: Week (Serial Number: 01 - 52)
  - XXX: Taping No. (Serial number: 001 - 999)



Recommended Land Pattern Dimensions (mm)	
A	5.0
B	8.0
C	14.5



## Current Characteristic



# PCMC135T- Power Choke Coil

## Current Characteristic

