

5-WAY POWER DIVIDER

MODEL: DEK-701S

FREQUENCY

0.05 - 30 MHz

FEATURES:

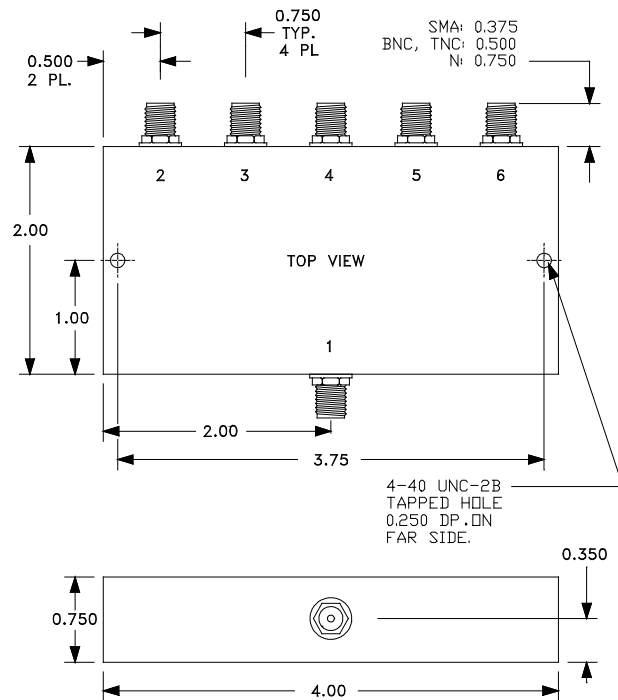
- ▶ Wide Bandwidth
- ▶ Low Loss
- ▶ Closely Controlled Phase/Amplitude Unbalance



SPECIFICATIONS (Rev. B 08/30/06)

Frequency	0.05 - 30 MHz		
Insertion Loss (dB) *	Freq. (MHz)	Typ.	Max.
	0.05 - 0.5	0.5	0.9
	0.5 - 15	0.3	0.7
	15 - 30	0.6	1
Isolation (dB)	Freq. (MHz)	Typ.	Min.
	0.05 - 0.5	25	20
	0.5 - 15	30	25
	15 - 30	25	20
Phase Unbalance (Deg.)	4° (Max.)		
Amplitude Unbalance (dB)	0.3 (Max.)		
Output Impedance	50 Ohms (Nom.)		
Input Power	1 Watt (Max.)		
Operating Temperature Range	-40 to +85° C		
* In excess of the 7 dB theoretical split loss.			

Package # 157



Connector Type	PORT DESIGNATION	
	Input	Output
SMA Female	1	All Others

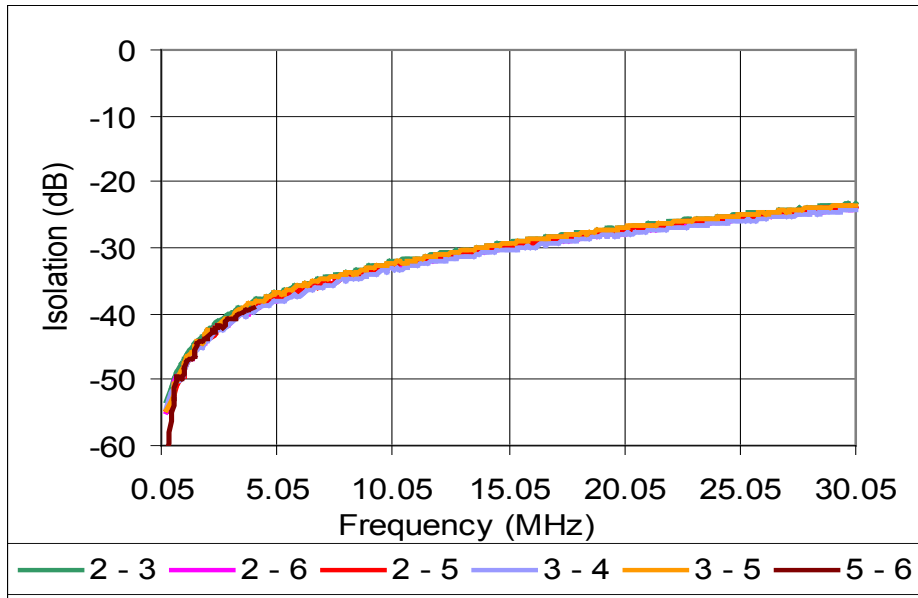
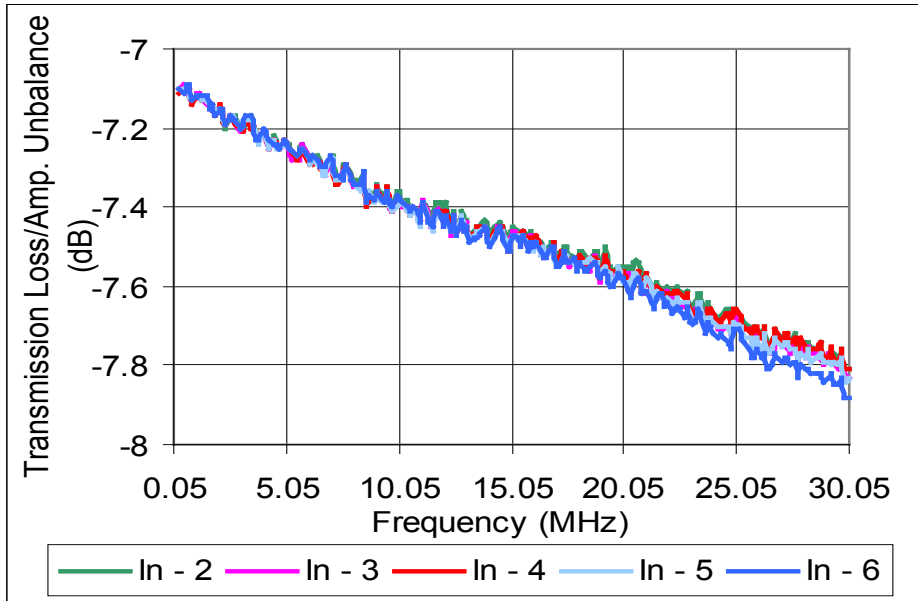
5-WAY POWER DIVIDER

MODEL: DEK-701S

FREQUENCY

0.05 - 30 MHz

Data @ 25°C



PERFORMANCE PLOTS

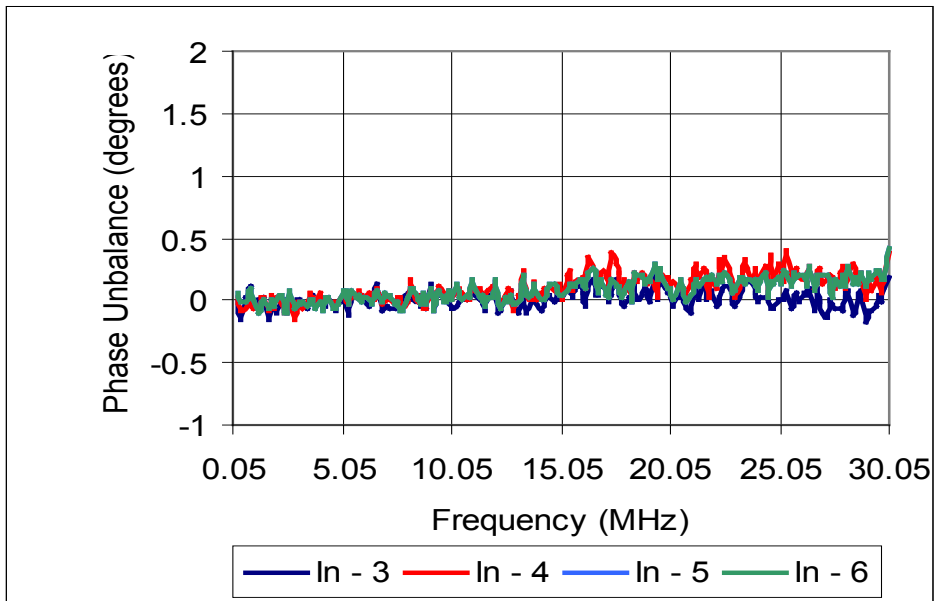
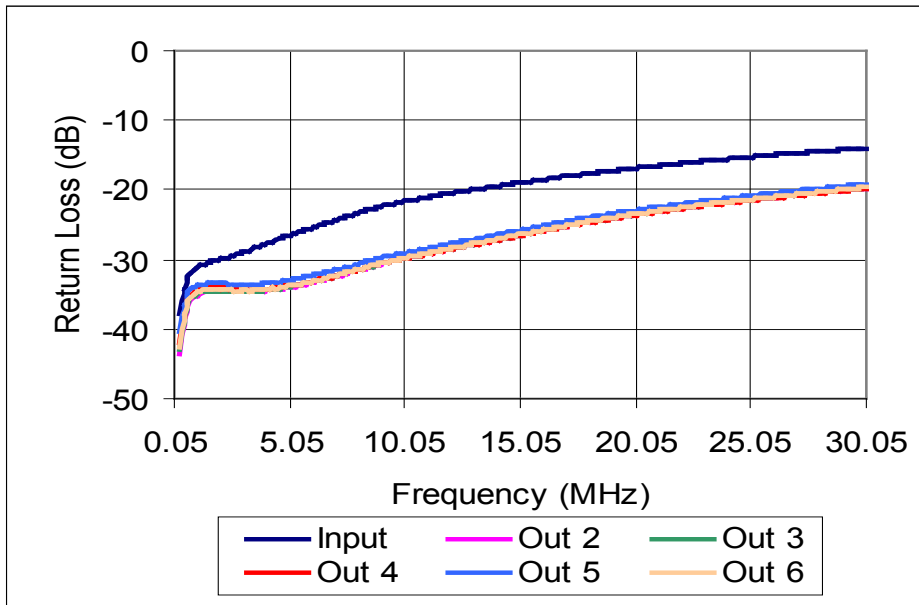
5-WAY POWER DIVIDER

MODEL: DEK-701S

FREQUENCY

0.05 - 30 MHz

Data @ 25°C



PERFORMANCE PLOTS

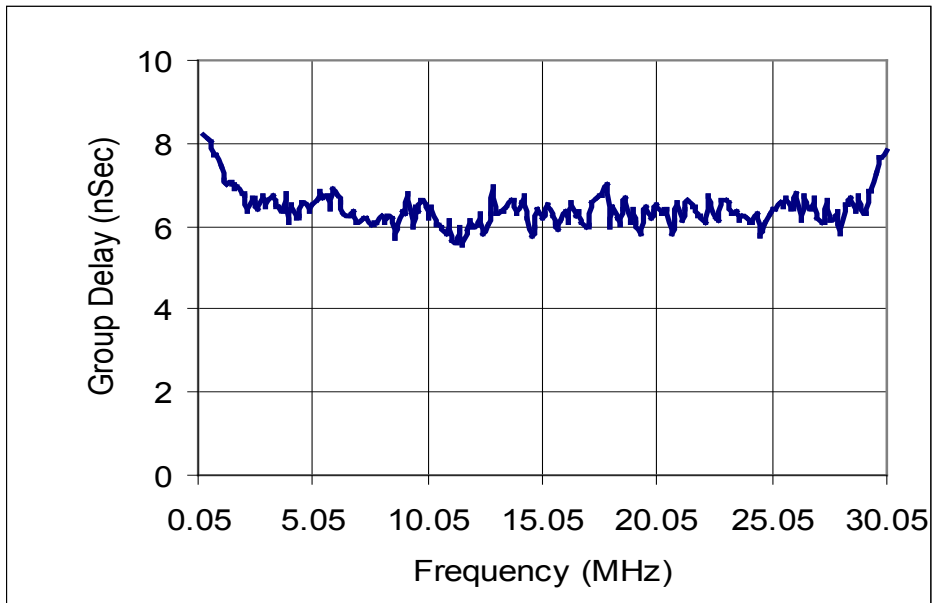
5-WAY POWER DIVIDER

MODEL: DEK-701S

FREQUENCY

0.05 - 30 MHz

Data @ 25°C



PERFORMANCE PLOTS



Copyright © 2006 Synergy Microwave Corporation

201 McLean Boulevard • Paterson, New Jersey 07504 • Tel: (973) 881-8800 • Fax: (973) 881-8361

E-Mail: sales@synergymwave.com • World Wide Web: <http://www.synergymwave.com>