

CRYSTAL FILTERS

10.7MHz, 21.4MHz SERIES MCF (BUILT-IN TRANSFORMER TYPE)

An integrated MCF with a matching transformer added as a corrective measure.

■ Features

- Can be manufactured with desired terminating impedance
- No adjustment needed
- Stable temperature characteristics

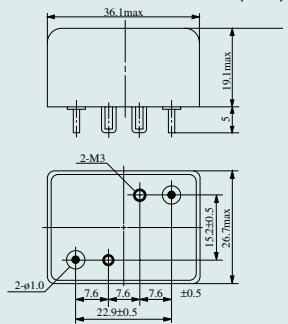
■ 10.7MHz, 21.4MHz Series

※ -40~+80°C (Available on request)

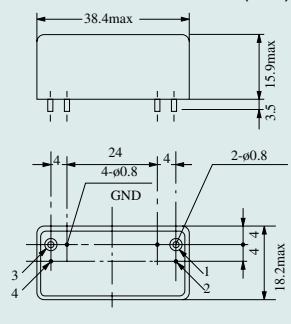
Model	Nominal Frequency (MHz)	Pole	Pass Bandwidth		Attenuation Bandwidth				Ripple (dB)	Insertion Loss (dB)	Terminating Impedance (Ω// pF)	Operating Temp. Range *(°C)	Type	Weight (g)
			(dB)	(kHz)	(dB)	(kHz)	(dB)	(kHz)						
10A7.5CA	10.7	6	3	±3.75	45	±8.75	65	±12.5	2	3.5	910// 25	-20~+70	D-152	23
10A15CA	10.7	6	3	±7.5	45	±17.5	65	±25	2	3	910// 25	-20~+70	D-152	23
10A30CA	10.7	6	3	±15	45	±35	65	±50	2	3	910// 25	-20~+70	D-152	23
10A7.5DA	10.7	8	3	±3.75	70	±8.75	90	±12.5	2	4	910// 25	-20~+70	D-152	25
10A15DA	10.7	8	3	±7.5	70	±17.5	90	±25	2	3.5	910// 25	-20~+70	D-152	25
10A30DA	10.7	8	3	±15	70	±35	80	±50	2	3.5	910// 25	-20~+70	D-152	25
10B7.5DA	10.7	8	3	±3.75	70	±8.75	90	±12.5	2	4	910// 25	-20~+70	D-153	25
10B15DA	10.7	8	3	±7.5	70	±17.5	90	±25	2	3.5	910// 25	-20~+70	D-153	25
10B30DA	10.7	8	3	±15	70	±35	80	±50	2	3.5	910// 25	-20~+70	D-153	25
10P7.5DA	10.7	8	3	±3.75	70	±8.75	90	±12.5	2	4	910// 25	-20~+70	D-100	32
10P15DA	10.7	8	3	±7.5	70	±17.5	90	±25	2	3.5	910// 25	-20~+70	D-100	32
10P30DA	10.7	8	3	±15	70	±35	80	±50	2	3.5	910// 25	-20~+70	D-100	32
21C7.5DC	21.4	8	3	±3.75	65	±9	90	±12.5	2	4.5	470// 15	-20~+70	D-162	12
21C12DC	21.4	8	3	±6	65	±14	90	±20	2	4	470// 15	-20~+70	D-162	12
21C15DC	21.4	8	3	±7.5	65	±17.5	90	±25	2	4	470// 15	-20~+70	D-162	12
21C30DC	21.4	8	3	±15	65	±35	80	±50	2	4	470// 15	-20~+70	D-162	12



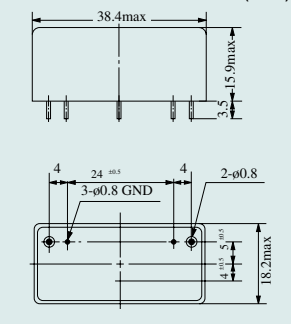
D-100 (mm)



D-152 (mm)



D-153 (mm)



D-162 (mm)

