



High Power Chip Resistors

Model No.	WCR32	WCR50
Size Code Inch	1 2 0 6	2 0 1 0
Size Code mm	3 2 1 6	5 0 2 5

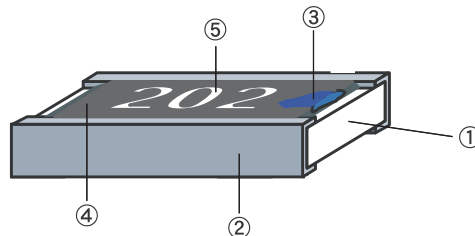
■Features

- Wide terminal made higher reliability of solder joint, compared to conventional chip resistor.
- Wide terminal made possible high power handling. (Rated power, WCR50 : 1W, WCR32 : 0.5W)
- High joint strength against heat shock.
- Resistance ranging 10mΩ ~ 1MΩ.

■Applications

- Automotive electronics such as E.C.U. ,etc.
- Circuits requiring high resistance to vibration.
- For current detection.

■Constructions



Symbol	Material List
①	Alumina Substrate
②	Electrode
③	Resistive Film
④	Over coat
⑤	Marking

■Model Designation

WCR32 - **100** **J** **V**
 ①Model No. ②Resistance ③Tolerance ④Packaging

① Model No.
WCR32
WCR50

② Resistance
3 or 4 digit (Resistance) (Marking)
0 Ω → 000
47 Ω → 470
1kΩ → 102
1.02kΩ → 1021

③ Tolerance	
Symbol	Tolerance(%)
F	± 1
J	± 5

0Ω type is no marking

④ Packaging	
Symbol	Packaging
B	Bulk
V	Paper taping(WCR32)
E	Embossed taping(WCR50)

■Rating

Model No.	Rated Wattage (W)	Tolerance (%)	Resistance Range E-24, E-96 Series Standard (Ω)	T.C.R. (ppm/°C)	Max. Working Voltage (V)	Max. Overload Voltage (V)
WCR32	0.50	J(±5%)	10m~91m	±200	200	400
		F(±1%)	0.1~1M			
		J(±5%)				
WCR50	1.00	J(±5%)	10m~91m	±200	200	400
		F(±1%)	0.1~1M			
		J(±5%)				

0Ω type

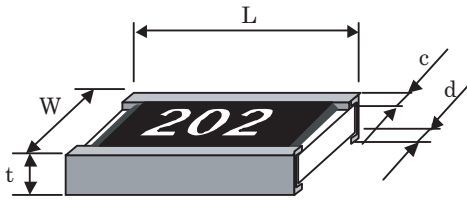
Operating Temp. Range: : -55°C ~ +155°C

Model No.	Rated Current (A)	Resistance (Ω)
WCR32	2.0	Max. 50mΩ
WCR50		



High Power Chip Resistors

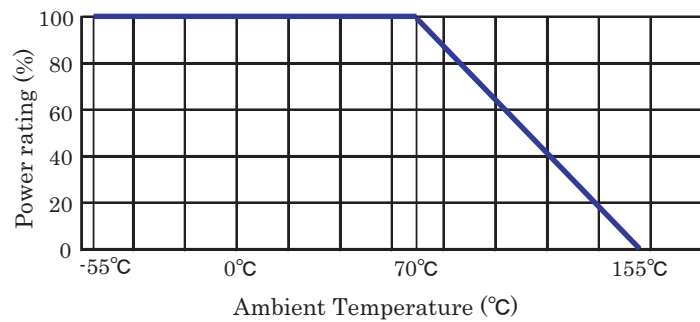
■Dimensions



Model No.	L	W	c	d	t
WCR32	3.20±0.15	1.60±0.15	0.30±0.20	0.50±0.20	0.55 +0.15/-0.05
WCR50	5.00±0.20	2.50±0.20	0.50±0.20	0.60±0.20	0.56±0.15

■Power rating

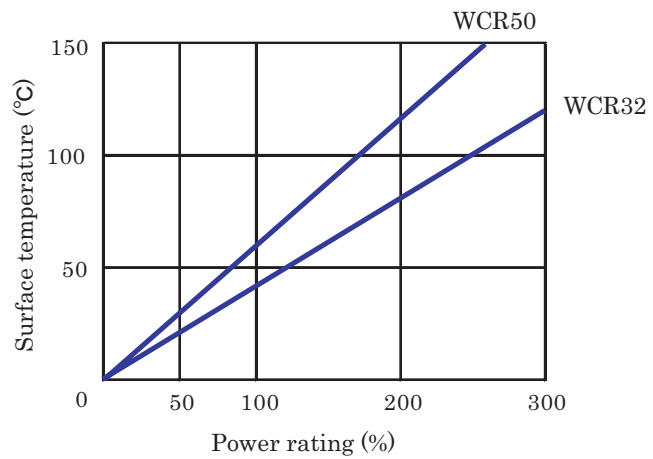
For resistors operated in ambient temperature above 70°C, power rating must be derated in accordance with the derating curve.



■Surface temperature

Surface temperature rise is shown in this figure.

Condition: : Measured by soldering on glass cloth base material epoxy resin (t=1.6mm).



■Packaging

Refer "Dimension, Packaging, etc."