





IP7-02-05.0-L-S-1



IJ7-08-05.0-L-D-1-GP



IP7-06-05.0-L-D-1

# 75Ω ISORATE™ JACK & PLUG IJ7, IP7 SERIES

## SPECIFICATIONS

For complete specifications and recommended PCB layouts see [www.samtec.com?IJ7](http://www.samtec.com?IJ7) or [www.samtec.com?IP7](http://www.samtec.com?IP7)

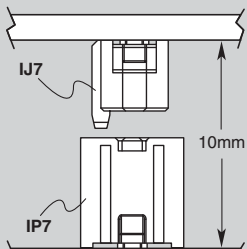
- Shell Material:** Copper Alloy
- Insulator Material:** Black LCP
- Contact Material:** Copper Alloy
- Pin Material:** Copper Alloy
- Dielectric Material:** Natural LCP
- Plating:** Au over 50µ" (1,27µm) Ni
- Operating Temp Range:** -40°C to +90°C
- Insulation Resistance:** Testing Now!
- Contact Resistance:** Center: Testing Now! Outer: Testing Now!
- Impedance:** Testing Now!
- Dielectric Withstanding Voltage:** Testing Now!
- Dielectric Working Voltage:** Testing Now!
- Frequency Range:** Testing Now!
- RoHS Compliant:** Yes

**Processing:**  
Lead-Free Solderable: Yes

## ALSO AVAILABLE

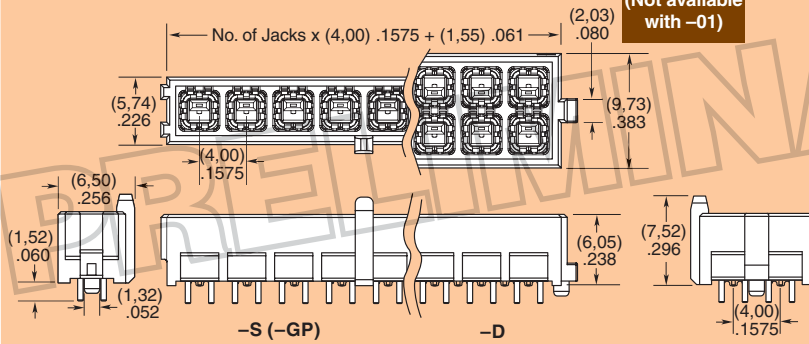
50Ω system.  
See IJ5/IP5 Series

## APPLICATION

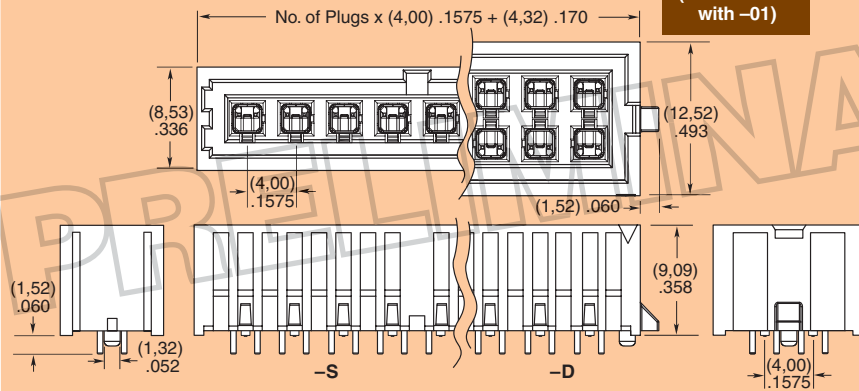


Other stack heights and PCB thicknesses available.  
Call Samtec.

<b>IJ7</b>	<b>JACKS PER ROW</b>	<b>05.0</b>	<b>PLATING</b>	<b>ROW OPTION</b>	<b>TAIL</b>	<b>GUIDE POST</b>	<b>TR</b>
Mates with: IJ7		-01, -02, -04, -06, -08, -10	-L = 10µ" (0,25µm) Gold	-S = Single Row -D = Double Row (Not available with -01)	-1 = (1,60mm) .062" board thickness	-GP = Guide Post	-TR = Tape & Reel



<b>IP7</b>	<b>PLUGS PER ROW</b>	<b>05.0</b>	<b>PLATING</b>	<b>ROW OPTION</b>	<b>TAIL</b>	<b>TR</b>
Mates with: IJ7		-01, -02, -04, -06, -08, -10	-L = 10µ" (0,25µm) Gold	-S = Single Row -D = Double Row (Not available with -01)	-1 = (1,60mm) .062" board thickness	-TR = Tape & Reel



Due to technical progress, all designs, specifications and components are subject to change without notice.

[WWW.SAMTEC.COM](http://WWW.SAMTEC.COM)