

Metallized Polypropylene Film Capacitors



TMPP & FMPP Series
(Axial Lead)

MERITEK

FEATURES


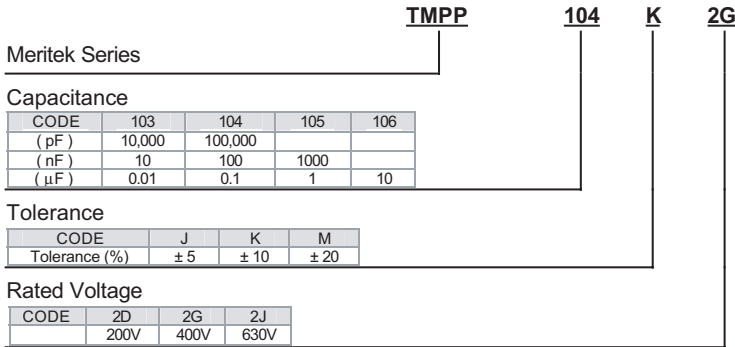
- Low dissipation factor (DF), excellent for high frequency applications
- Miniature in size and light in weight
- High reliability and excellent long-term stability
- Flame retardant epoxy resin coating

SPECIFICATIONS

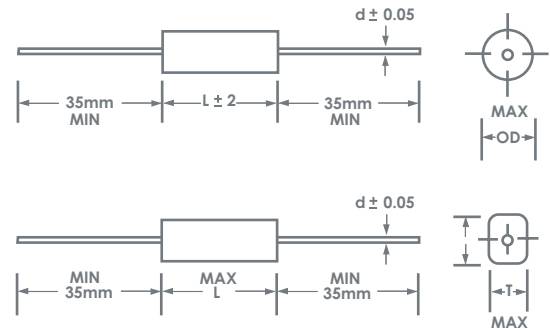
1. Operating temperature: -40°C to +105°C
2. Capacitance range: 0.01μF to 4.7μF
3. Capacitance tolerance: ±5%(J), ±10%(K), ±20%(M)
4. Rated voltage: 250VDC, 400VDC, 630VDC
5. Dissipation factor: 0.1% max. at 1KHz, 25°C
6. Insulation resistance: >30000MΩ (C < 0.33μF)
>10000MΩ • μF (C ≥ 0.33μF)

*Voltage derated at operating temperature >85°C

PART NUMBERING SYSTEM



TMPP & FMPP are constructed with metallized polypropylene film dielectric, tinned copper leads, an outer wrapping of polyester film tape and non-inductive epoxy resin end seals. They are ideal for use in communication equipment, timing circuits, and integrated filter networks.



Dimensions in millimeters (mm)

Rated Voltage	TMPP						FMPP								
	200VDC		400VDC		630VDC		250VDC			400VDC			630VDC		
DIM. CAP (μF)	Ø D	L	Ø D	L	Ø D	L	W	H	T	W	H	T	W	H	T
0.010	5.0	15.0	5.5	15.0	6.5	15.0									
0.015	5.0	15.0	6.0	15.0	7.0	15.0									
0.022	6.0	15.0	7.0	15.0	8.0	15.0									
0.033	6.0	15.0	7.5	15.0	8.0	21.0									
0.047	6.5	15.0	8.0	21.0	9.0	21.0									
0.068	7.5	15.0	8.0	21.0	10.5	21.0									
0.10	8.0	15.0	8.5	21.0	11.0	27.0	15.0	10.0	6.0	21.0	12.0	7.0	27.0	13.0	8.0
0.15	8.0	21.0	10.0	21.0	12.0	27.0	21.0	11.0	6.0	21.0	13.0	7.0	27.0	15.0	9.0
0.22	9.0	21.0	9.5	27.0	14.0	33.0	21.0	11.0	7.0	27.0	14.0	8.0	33.0	19.0	10.0
0.33	10.5	21.0	12.0	27.0	16.0	33.0	21.0	13.0	8.0	27.0	16.0	10.0	33.0	20.0	12.0
0.47	10.5	27.0	13.0	33.0	18.0	33.0	27.0	14.0	8.0	33.0	20.0	12.0	33.0	22.0	14.0
0.68	12.5	27.0	15.0	33.0	20.0	37.0	27.0	16.0	10.0	33.0	22.0	13.0	37.0	24.0	15.0
1.0	14.0	33.0	18.0	34.0	22.0	37.0	33.0	18.0	11.0	33.0	21.0	13.5	37.0	25.0	16.0
1.5	16.0	33.0	20.0	37.0			33.0	20.0	12.5	37.0	24.0	16.0	42.0	29.0	20.0
2.2	18.0	33.0	22.0	37.0			33.0	22.0	14.0	42.0	25.0	16.0	47.0	34.0	24.0
3.3	20.0	37.0	24.0	42.0			37.0	24.0	15.0	47.0	34.0	23.0			
4.7	22.0	37.0	26.0	47.0			37.0	27.0	17.0						

Custom sizes available upon request

Custom values and tolerances available upon request

Specifications are subject to change without notice.