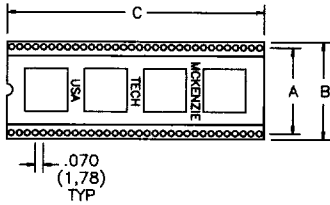
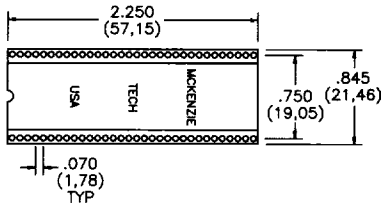


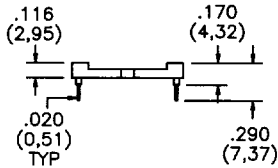
## Insulator Options




**OPEN FRAME**



**CLOSED FRAME**



PTH = .026 ± .003



## Features

- High Density .070" (1,78 ) progression
- Hi-Rel multi-finger Beryllium copper contact
- Closed bottom contact – no solder wicking

| NO. OF CONTACTS     | A                | B MAX            | C MAX                     | PART NUMBER               | PART NUMBER               |
|---------------------|------------------|------------------|---------------------------|---------------------------|---------------------------|
| <i>Open Frame</i>   |                  |                  | <i>Contact: 200µ" Tin</i> |                           |                           |
| 16                  | 0.300<br>(7,62)  | 0.400<br>(10,16) | 0.600<br>(15,24)          | DIP 70 – 3016 – 345B      | DIP 70 – 3016 – 340B      |
| 28                  |                  |                  | 1.000<br>(25,40)          | DIP 70 – 4028 – 345B      | DIP 70 – 4028 – 340B      |
| 30                  | 0.400<br>(10,16) | 0.500<br>(12,70) | 1.060<br>(26,92)          | DIP 70 – 4030 – 345B      | DIP 70 – 4030 – 340B      |
| 48                  |                  |                  | 1.700<br>(43,18)          | DIP 70 – 4048 – 345B      | DIP 70 – 4048 – 340B      |
| 28                  |                  |                  | 1.000<br>(25,40)          | DIP 70 – 6028 – 345B      | DIP 70 – 6028 – 340B      |
| 40                  |                  |                  | 1.400<br>(35,56)          | DIP 70 – 6040 – 345B      | DIP 70 – 6040 – 340B      |
| 42                  |                  |                  | 1.500<br>(38,10)          | DIP 70 – 6042 – 345B      | DIP 70 – 6042 – 340B      |
| 48                  | 0.600<br>(15,24) | 0.700<br>(17,78) | 1.700<br>(43,18)          | DIP 70 – 6048 – 345B      | DIP 70 – 6048 – 340B      |
| 52                  |                  |                  | 1.850<br>(46,99)          | DIP 70 – 6052 – 345B      | DIP 70 – 6052 – 340B      |
| 56                  |                  |                  | 2.00<br>(50,80)           | DIP 70 – 6056 – 345B      | DIP 70 – 6056 – 340B      |
| 64                  |                  |                  | 2.250<br>(57,15)          | DIP 70 – 6064 – 345B      | DIP 70 – 6064 – 340B      |
| 68                  | 0.750<br>(19,05) | 0.845<br>(21,46) | 2.400<br>(60,96)          | DIP 70 – 6068 – 345B      | DIP 70 – 6068 – 340B      |
| 64                  | 0.750<br>(19,05) | 0.845<br>(21,46) | 2.250<br>(57,15)          | DIP 70 – 7564 – 345B      | DIP 70 – 7564 – 340B      |
| <i>Closed Frame</i> |                  |                  |                           |                           |                           |
| 64                  |                  |                  | 2.250<br>(57,15)          | DIP 70 – 7564 – 345B – CF | DIP 70 – 7564 – 340B – CF |

Outer Shell: 1/2 Hard brass; 200µ" Tin over 50µ" Nickel · See page B21 for Shrink DIP Adaptors