
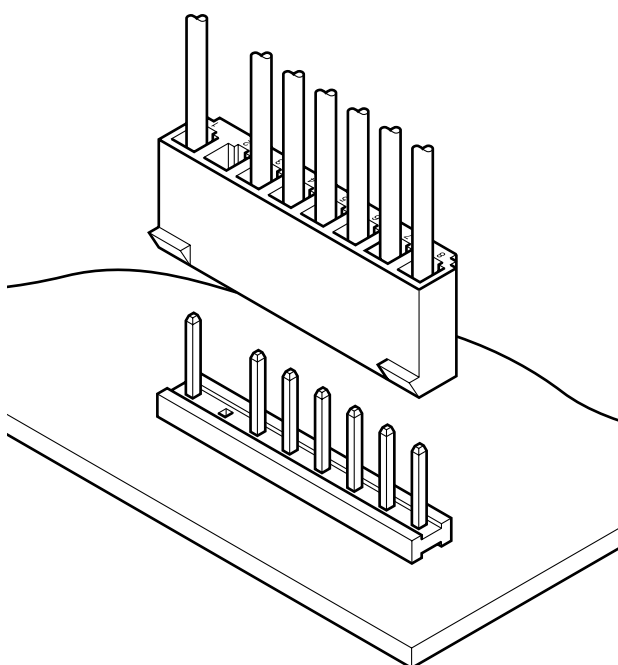


VB CONNECTOR

Disconnectable Crimp style connectors



This large current carrying capacity connector for printed circuit boards can be used with primary power supply circuits of consumer electronic products and various other circuits requiring large currents.



Features

• Proven box-shaped contact

This connector was designed and developed for use in the power supply circuits utilizing the contacts so successfully used in the VH connector.

Specifications

- Current rating: 7A AC, DC (AWG #18)
- Voltage rating: 250V AC, DC
- Temperature range: -25°C to +85°C
(including temperature rise in applying electrical current)
- Contact resistance: Initial value/10m Ω max.
After environmental testing/20m Ω max.
- Insulation resistance: 500M Ω min.
- Withstanding voltage: 1,500V AC/minute
- Applicable wire: AWG #22 to #18
- Applicable PC board thickness: 1.6mm

Note:

Do not branch in parallel current which exceeds the rated current. If branched in parallel, current imbalance or other problems may develop. If it is absolutely necessary to branch such a large current in parallel, design the circuits without causing imbalance and provide an extra margin for each circuit.

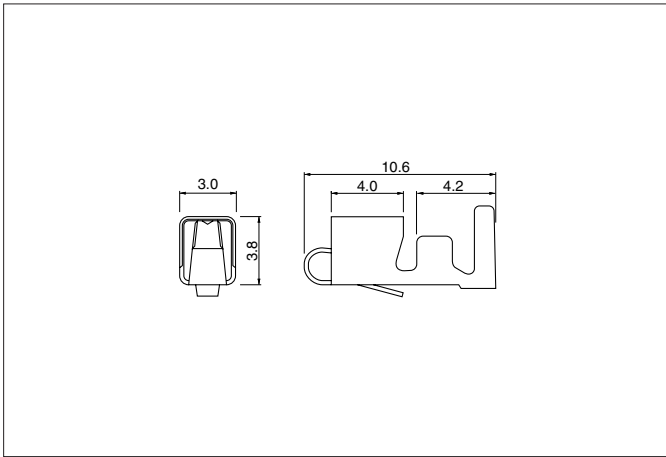
- * Compliant with RoHS.
- * Refer to "General Instruction and Notice when using Terminals and Connectors" at the end of this catalog.
- * Contact JST for details.

Standards

Recognized E60389

Certified LR20812

Contact



Model No.	Applicable wire			Q'ty / reel
	mm ²	AWG #	Insulation O.D. (mm)	
SVH-21T-P1.1	0.33 to 0.83	22 to 18	1.7 to 3.0	4,500

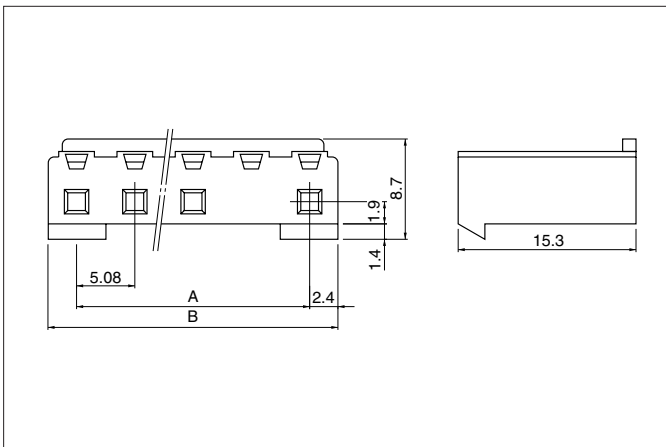
Material and Finish

Phosphor bronze, tin-plated (reflow treatment)

RoHS compliance

Note: Contact JST for brass products.

Housing



Cir-cuits	Model No.	Dimensions (mm)		Q'ty / bag
		A	B	
2	VBR- 2	5.08	9.88	1,000
2	VBR- 2(3)	10.16	14.96	1,000
3	VBR- 3	10.16	14.96	1,000
3	VBR- 3(4)	15.24	20.04	1,000
4	VBR- 4	15.24	20.04	1,000
4	VBR- 4(5)	20.32	25.12	1,000
5	VBR- 5(6)	25.40	30.20	500
6	VBR- 6(7)	30.48	35.28	500
7	VBR- 7(8)	35.56	40.36	500
8	VBR- 8(9)	40.64	45.44	500
9	VBR- 9(10)	45.72	50.52	500
12	VBR-12(13)	60.96	65.76	200

Material

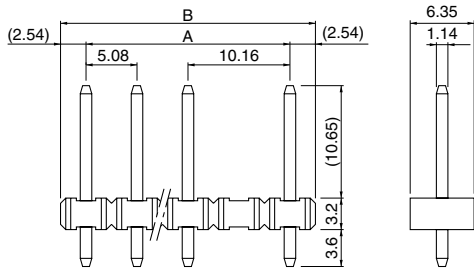
PA 6, UL94V-0, natural (white)

RoHS compliance

VB CONNECTOR

Header

Top entry type of PBT



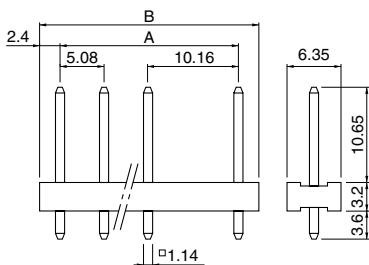
Cir- cuits	Model No.	Dimensions (mm)		Q'ty / box
		A	B	
2	B 2P -VB-2	5.08	10.16	1,000
2	B 2P 3-VB-2	10.16	15.24	500
3	B 3P -VB-2	10.16	15.24	500
3	B 3P 4-VB-2	15.24	20.32	500
4	B 4P -VB-2	15.24	20.32	500
4	B 4P 5-VB-2	20.32	25.40	250
5	B 5P 6-VB-2	25.40	30.48	250
6	B 6P 7-VB-2	30.48	35.56	200
7	B 7P 8-VB-2	35.56	40.64	200
8	B 8P 9-VB-2	40.64	45.72	200
9	B 9P10-VB-2	45.72	50.80	100
12	B12P13-VB-2	60.96	66.04	100

Material and Finish

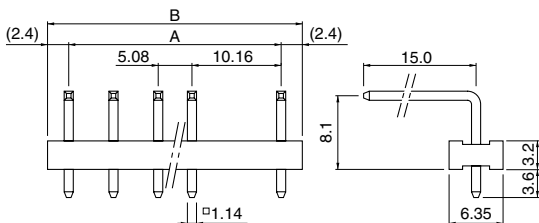
Post: Brass copper-undercoated, tin-plated (reflow treatment)
Wafer: PBT, UL94V-0, natural (white)

RoHS compliance This product displays (LF)(SN) on a label.

Top entry type of nylon



Side entry type of nylon



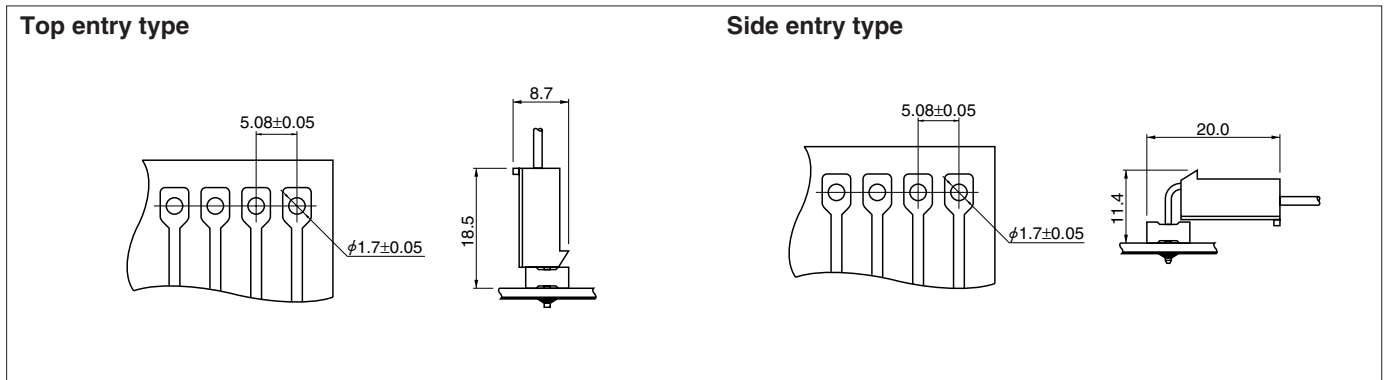
Cir- cuits	Model No.		Dimensions (mm)		Q'ty / box	
	Top entry type	Side entry type	A	B	Top entry type	Side entry type
2	B 2P -VB	B 2P S-VB	5.08	9.88	1,000	1,000
2	B 2P 3-VB	—	10.16	14.96	500	—
3	B 3P 4-VB	B 3P 4S-VB	15.24	20.04	500	250
4	B 4P 5-VB	B 4P 5S-VB	20.32	25.12	250	200
5	B 5P 6-VB	B 5P 6S-VB	25.40	30.20	250	200
6	B 6P 7-VB	B 6P 7S-VB	30.48	35.28	200	100
7	B 7P 8-VB	B 7P 8S-VB	35.56	40.36	200	100
8	B 8P 9-VB	B 8P 9S-VB	40.64	45.44	200	100
9	B 9P10-VB	B 9P10S-VB	45.72	50.52	100	100
12	B12P13-VB	B12P13S-VB	60.96	65.76	100	100

Material and Finish

Post: Brass, copper-undercoated, tin-plated (reflow treatment)
Wafer: PA 66, UL94V-0, natural (white)

RoHS compliance This product displays (LF)(SN) on a label.

PC board layout (viewed from soldering side) and Assembly layout



Note:

1. Tolerances are non-cumulative: ± 0.05 mm for all centers.
2. Hole dimensions differ according to the kind of PC board and piercing method. The dimensions above should serve as a guideline. Contact JST for details.

Crimping machine, Applicator

Contact	Crimping machine	Crimp applicator	Dies	Crimp applicator with dies
SVH-21T-P1.1	AP-K2N	MKS-L	MK/SVH-21-11	APLMK SVH21-11
		*MKS-SC	SC/SVH-21-11	APLSC SVH21-11

Note: *Strip-crimp applicator