



Special Application Products

Special Application products are those that offer a unique interconnect solution and generally do not fit into the other major connector product categories. Our design engineers are continuously developing new specialty products to meet the changing needs of the telecommunications industry.

- Tap Bypass Jumper
- "F" Female Test Adapter
- TX10-15 Connectors
- Power Connectors
- Power Adapters

Tap Bypass Jumper

The Corning Gilbert Tap Bypass Jumper is designed to maintain power and RF integrity through a tap housing when the normal circuit is interrupted by removing the tap face plate. The contact probe is spring loaded axially to accommodate a wide range of tap seizure mechanisms and dimensions.

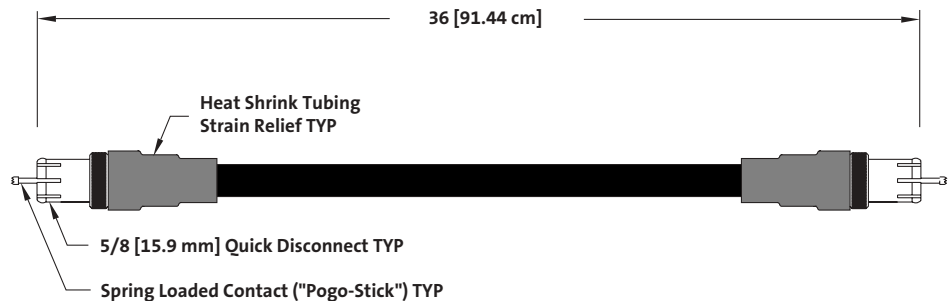
The 5/8" male jumper employs a beryllium copper quick disconnect interface to eliminate threading. This allows quick insertion or removal. The jumper assembly is a male—male version. Standard length is 36" (GIC-KSMP-KSMP-36).



Tap Bypass Jumper

Part Number

GIC-KSMP-KSMP-36



Product Application

Features:

- Spring loaded (axially) gold plated center conductor contact
- 5/8" quick disconnect outer contact design of bright alloy plated beryllium copper
- Designed for rapid insertion and removal
- 15 amps AC Power Rating
- Manufactured from flexible quad shield coaxial cable
- Heat shrink tubing strain relief
- Standard length is 36" (available in custom lengths)



"F" Female Test Adapter



This product is designed to allow extraction of test signals and AC power from a female KS interface. The contact probe is spring loaded axially to accommodate a wide range of seizure mechanisms and dimensions. The 5/8" male interface employs a beryllium copper quick disconnect interface to eliminate threading. This allows quick insertion or removal. The female "F" connector has machined contacts for improved RF performance and maximum center conductor contact. This product passes AC power and can be used for a temporary voltage test point.

"F" Female Test Adapter

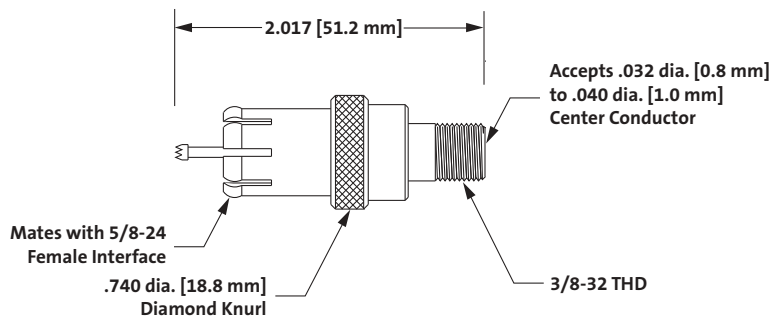
Part Number

NS-9178-1

Product Application

Features:

- Spring loaded (axially) gold plated center conductor contact
- 5/8" quick disconnect outer contact design of bright alloy plated beryllium copper
- Designed for rapid insertion and removal
- Machined contacts in "F" female interface
- Passes AC power & RF signals

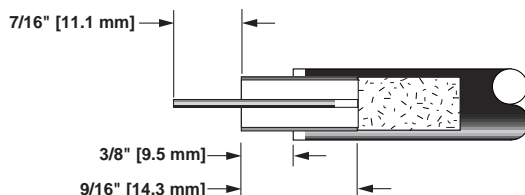
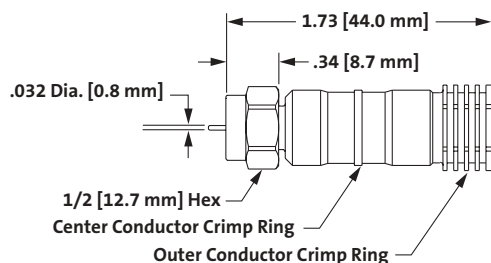


320 QR (MDU 320) Crimp Connector



The patented GAF-360-320-QR is a crimp style male "F" connector that provides a circular seal to the cable outer conductor and jacket. Before crimping, this unique patented crimp ring is hex shaped on the outside with a round bore. After crimping, this bore remains round providing a 360 degree contact to the cable. This connector has a separate external crimp to seize the pin to the center conductor of the cable. This provides a highly reliable connection between the integral pin and cable center conductor. Connector installation requires coring of the cable. See preparation dimensions below.

For outdoor use, this connector should be used in combination with the Corning Gilbert Seal Ring (G-SR-1/2). This seal ring has been designed to work in conjunction with a standard outdoor "F" female port (SCTE-IPS-SP-400) to insure moisture integrity.



320 QR (MDU 320) Crimp Connector

Part Number

GAF-360-320-QR

Product Application

Features:

- Patented Gilbert 360 crimp design
- Integral pin
- Free spinning sealed nut design (Patent Pending)
- Cadmium plated brass body
- Small profile for use in confined areas.
- Uses G-CRT-41Q crimp tool (.452" hex crimp)
- Uses G-SCT-F320-QR Cable coring tool
- "F" male interface meets SCTE-IPS-SP-401 requirements

TX10-15 Connectors

The TX10-15 connectors are a three piece design that gives independent seizure activation for center and outer conductors. These connectors use the GRS style center conductor seizing mechanism. Two connectors address 60% through Quad-Shield Cables.

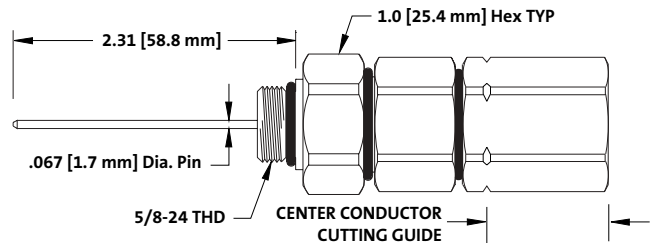
Features:

- Return loss: >30 db to 1 GHz
- Three piece design for independent seizure of center and outer conductors
- Wrench tightened
- No coring required
- Tin plated brass pin
- Aluminum body of ASTM 6262 alloy with chromate conversion coating
- KS male interface meets SCTE specification IPS-SP-501



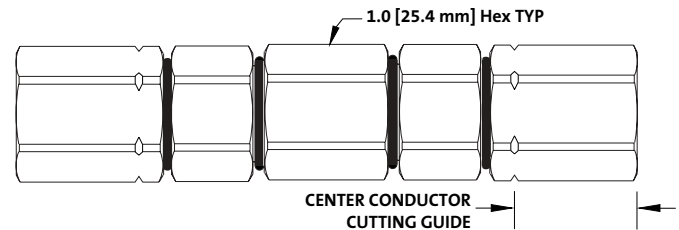
Pin Connector

Part Number	Cable Type
G-15-CH-TX	60%-Tri-Shield
G-15Q-CH-TX	Quad Shield



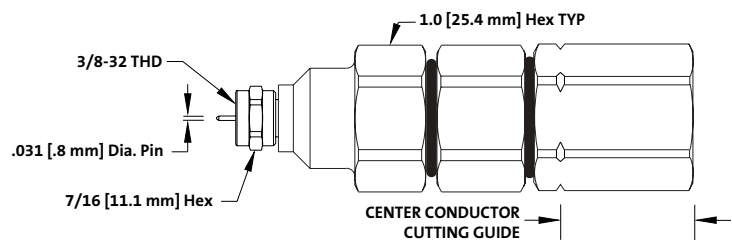
Splice Connector

Part Number	Cable Type
G-15-SP-TX	60%-Tri-Shield
G-15Q-SP-TX	Quad Shield



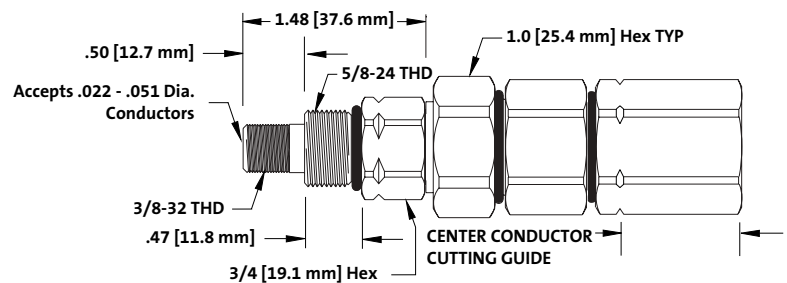
Male "F" Connector

Part Number	Cable Type
G-15-AFM-TX	60%-Tri-Shield
G-15Q-AFM-TX	Quad Shield

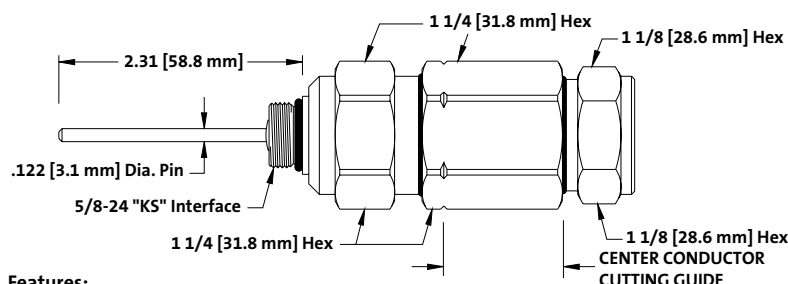


Female "F" Connector

Part Number	Cable Type
G-15-BAFF-TX	60%-Tri-Shield
G-15Q-BAFF-TX	Quad Shield

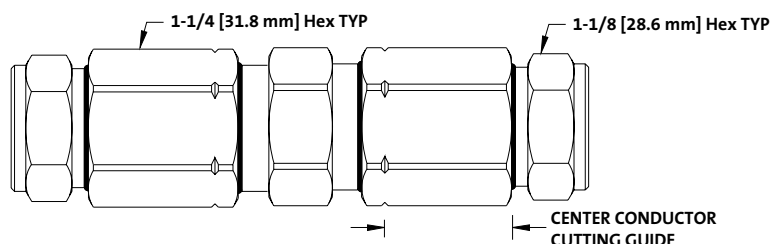


Pin Connector



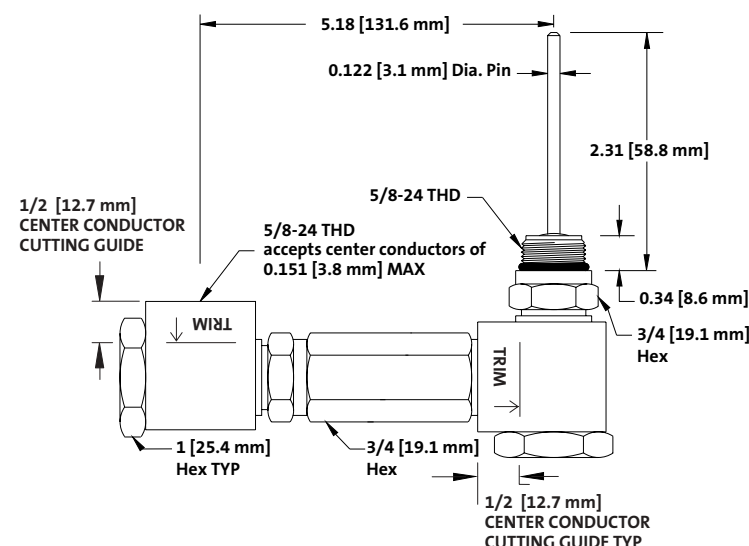
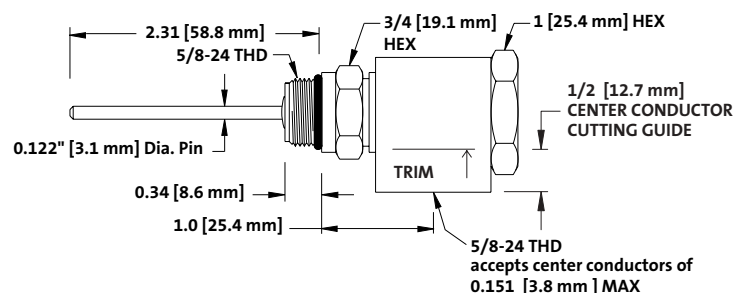
Features:

- Power Rating 25 (Amps Continuous) @ 10° C Rise.
- AC Operating Voltage 90 VAC 1 to 60 Hz.
- Above products also available with .067" pin. Contact Corning Gilbert Technical Support Team for information.



Features:

- Power Rating 25 (Amps Continuous) @ 10° C Rise.
- AC Operating Voltage 90 VAC 1 to 60 Hz.



Cable Type

CommScope 50 Ohm	GRS-625/50-CH-122-T
Times Fiber 50 Ohm	GRS-625/50-CH-122-T
CommScope Power Feeder®	GRS-625/PF-CH-122-T
Times Fiber P-22	GRS-625/PF-CH-122-T
Times Fiber P-20	GRS-625/20-CH-122-T

Stripping/Coring Tool

G-SCT-625/50	G-JCS-625
G-SCT-625/50	G-JCS-625
G-SCT-625/PF	G-JCS-625
G-SCT-625/PF	G-JCS-625
G-SCT-625/P20	G-JCS-625

Splice Connector

Cable Type

CommScope 50 Ohm	GRS-625/50-SP
Times Fiber 50 Ohm	GRS-625/50-SP
CommScope Power Feeder	GRS-625/PF-SP
Times Fiber P-22	GRS-625/PF-SP
Times Fiber P-20	GRS-625/20-SP

Power Connector

Recommended Tools

G-SCT-625/50	G-JCS-625
G-SCT-625/50	G-JCS-625
G-SCT-625/PF	G-JCS-625
G-SCT-625/PF	G-JCS-625
G-SCT-625/P20	G-JCS-625

90° Power Adapter

Part Number

GP-90-PWR-T

Features:

- Power Rating 25 (Amps Continuous) @ 10° C Rise.
- AC Operating Voltage 90 VAC 1 to 60 Hz.

180° Power Adapter

Part Number

GP-PA-PWR-T

Features:

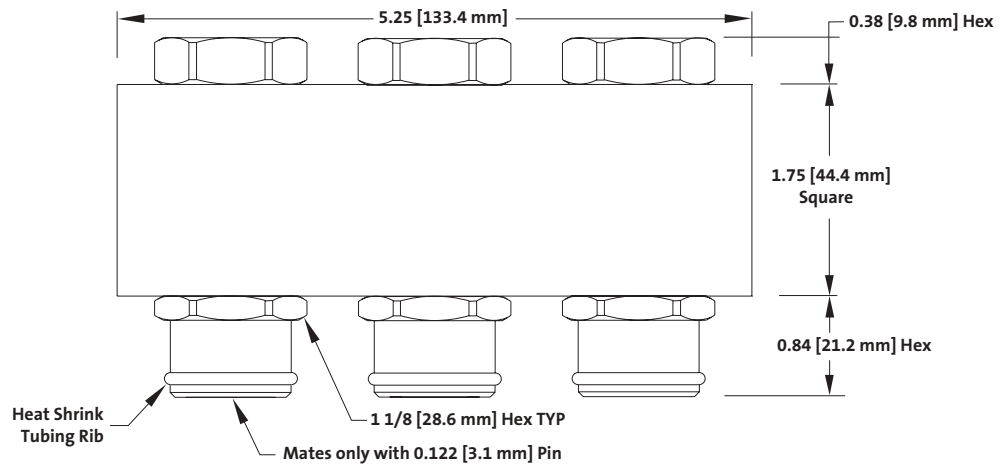
- Power Rating 25 (Amps Continuous) @ 10° C Rise.
- AC Operating Voltage 90 VAC 1 to 60 Hz.

Warning and Disclaimer:

USE OF THESE POWER PRODUCTS MAY RESULT IN INJURY OR DEATH. BECAUSE THE APPLICATION AND THE CIRCUMSTANCES CONCERNING THE USE OF THIS PRODUCT ARE BEYOND THE CONTROL OF CORNING GILBERT INC., THE USER ASSUMES ALL RISKS ASSOCIATED WITH THE PRODUCT. CORNING GILBERT HEREBY DISCLAIMS ANY LIABILITY WHATSOEVER FOR INJURY OR DEATH CAUSED BY THE USE OR MISUSE OF THIS PRODUCT.

Power Dividers

The Gilbert Power Dividers allow splitting system power cables in high current applications and/or applications requiring minimal resistance. Designed for the larger diameter pin .122 [3.1 mm] on Gilbert Power Connectors. The modular design allows entry to any of the three female ports. Any of these ports may be used for incoming power, allowing two Power Connector output ports. The female ports are manufactured from stainless steel for durability and corrosion resistance. A unique contact mechanism allows any port to be disconnected from the power bus without removing the Power Connectors. This simplifies trouble shooting the power system. Strand clamp hardware (1/4" strand) is included.



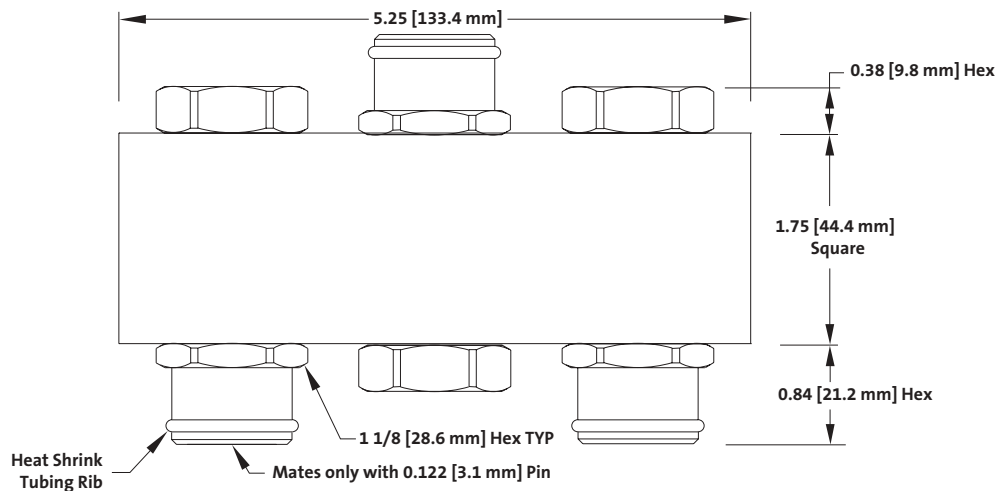
Pedestal Power Divider

Part Number

G-PWR-DIV-PED-122

Features:

- Power Rating 25 (Amps Continuous) @ 10° C Rise.
- AC Operating Voltage 90 VAC 1 to 60 Hz.



Aerial Power Divider

Part Number

G-PWR-DIV-AER-122

Features:

- Power Rating 25 (Amps Continuous) @ 10° C Rise.
- AC Operating Voltage 90 VAC 1 to 60 Hz.

Warning and Disclaimer:

USE OF THESE POWER PRODUCTS MAY RESULT IN INJURY OR DEATH. BECAUSE THE APPLICATION AND THE CIRCUMSTANCES CONCERNING THE USE OF THIS PRODUCT ARE BEYOND THE CONTROL OF CORNING GILBERT INC., THE USER ASSUMES ALL RISKS ASSOCIATED WITH THE PRODUCT. CORNING GILBERT HEREBY DISCLAIMS ANY LIABILITY WHATSOEVER FOR INJURY OR DEATH CAUSED BY THE USE OR MISUSE OF THIS PRODUCT.