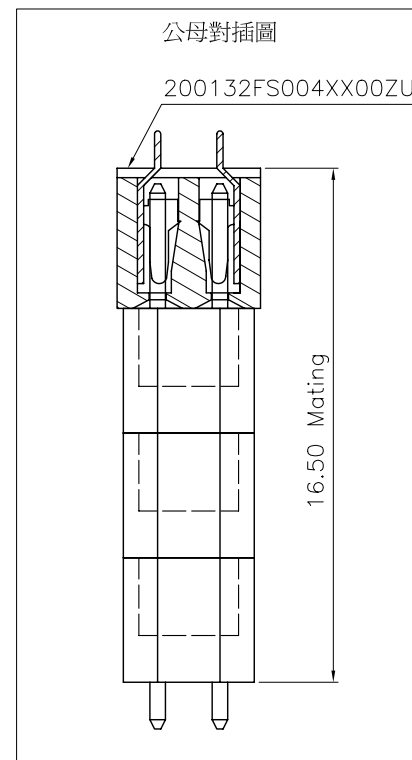
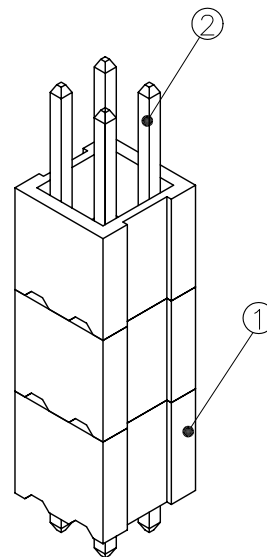
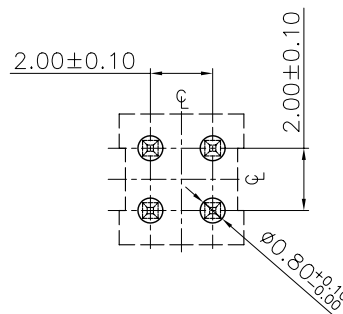


Recommended P.C.B Layout(Component Side)



NOTE :  
200199MS004G□01ZU  
1

- 1. Seletive Plating
- G1-05u" Gold over Nickel
- G2-Indicate Gold over Nickel
- G3-10u" Gold over Nickel
- G4-15u" Gold over Nickel
- G5-30u" Gold over Nickel

| 2   | Terminal    | Brass      | —     | Gold plated |
|-----|-------------|------------|-------|-------------|
| 1   | Plastic     | High Temp. | BLACK | UL 94V-0    |
| NO. | DESCRIPTION | MATERIAL   | COLOR | REMARK      |

**SUYIN**  
CONNECTOR

CUSTOMER COPY TITLE: 2.00 Pin Header Dual Row P.C.B Mount Type

PART NO. 200199MS004GX01ZU

PART NO. (OLD) —

DRAWING NO. <sup>D</sup>/<sub>ING</sub> 200199MS004GX01ZU

SCALE 4:1 UNIT mm A4

|               |     |      |             |        |        |  |                                   |
|---------------|-----|------|-------------|--------|--------|--|-----------------------------------|
| ECN (DCN) NO. | REV | DATE | DESCRIPTION | CHANGE | APPRO. | GENERAL TOLERANCE UNLESS OTHERWISE NOTED               | APPRO.                            |
|               | 0   |      | NEW         |        |        | Angle ±2°<br>30 ~ ±0.50<br>10 ~ 30 ±0.30<br>~ 10 ±0.15 | DRAW<br>DESIGN<br>CHECK<br>APPRO. |