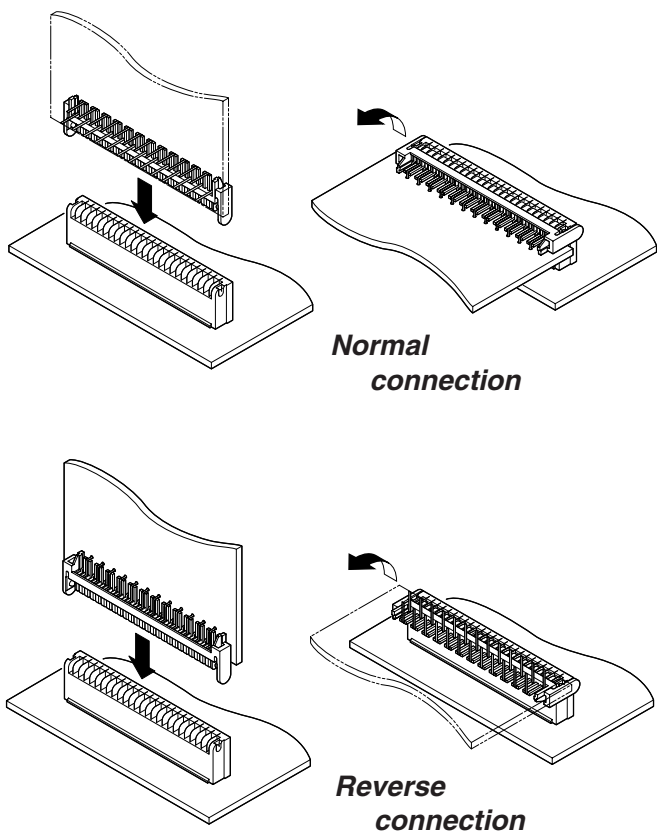


# HQF CONNECTOR

Hinge type Board-to-board Connectors



**Hinge type board to board connectors which allow mated PCB's to move 90° in respect to one another while electricity is turned on. The hinge compensates for slight misalignments between circuit boards to assure a secure connection even if the boards are laterally out of line.**



## Features

### • Hinged connection

With hinge construction, the HQF connector features flexibility. Thus this board to board connector allows mated PCB's to move 90° in respect to one another while electricity is turned on. Circuit checks can be made in any rotational position.

### • Flexible connection absorbs slight misalignments between boards

Securely connected even if the adjoining boards are laterally out of line.

## Specifications

- Current rating: 1.0A AC, DC
- Voltage rating: 100V AC, DC
- Temperature range: -25°C to +85°C  
(including temperature rise in applying electrical current)
- Contact resistance: Initial value/40m Ω max.  
After environmental testing/80m Ω max.
- Insulation resistance: 500M Ω min.
- Withstanding voltage: 500V AC/minute
- Applicable PC board thickness: 1.6mm
- \* Compliant with RoHS.
- \* Refer to "General Instruction and Notice when using Terminals and Connectors" at the end of this catalog.
- \* Contact JST for details.

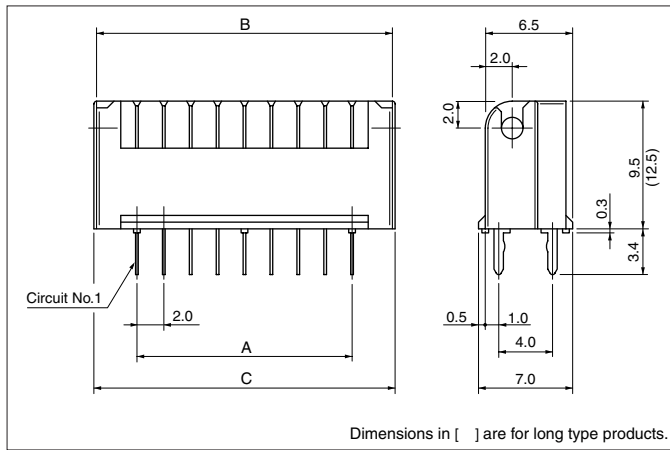
## Standards

Recognized E60389

Certified LR20812

# HQF CONNECTOR

## Plug



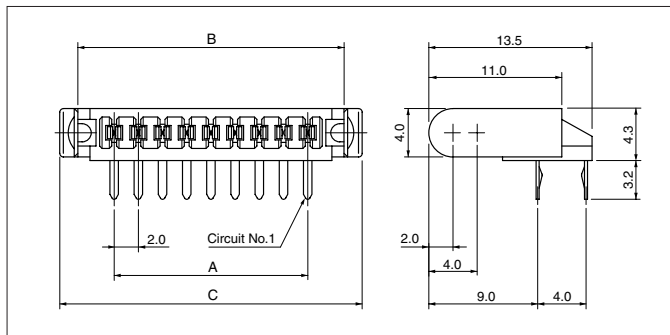
Type	Circuits	Model No.	Dimensions (mm)			Q'ty / box
			A	B	C	
Standard	15	<b>15P-HQF-E</b>	28.0	34.0	34.4	275
	15	<b>15PL-HQF-A</b>	28.0	34.0	34.4	275
Long	25	<b>25PL-HQF-A</b>	48.0	54.0	54.4	175
	35	<b>35PL-HQF-A</b>	68.0	74.0	74.4	125

### Material and Finish

Contact: Phosphor bronze, tin-plated (reflow treatment)  
Housing: Glass-filled PA 66, UL94V-0

### RoHS compliance

## Receptacle



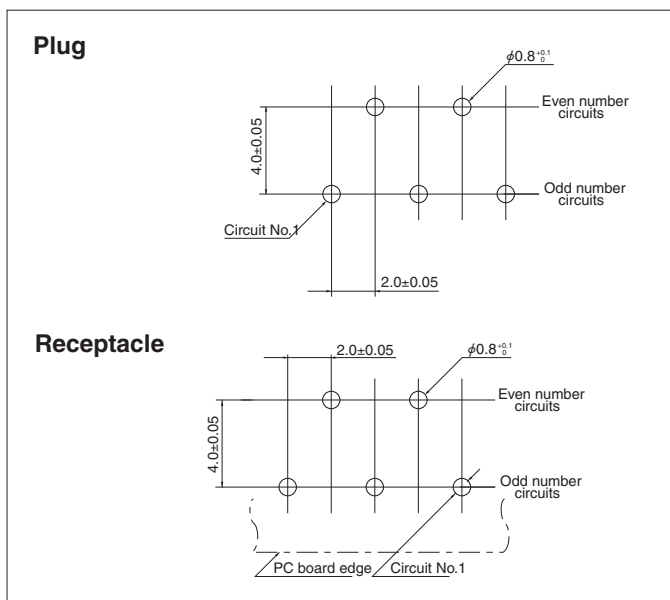
Circuits	Model No.	Dimensions (mm)			Q'ty / box
		A	B	C	
15	<b>15R-HQF-A</b>	28.0	34.0	37.0	220
25	<b>25R-HQF-A</b>	48.0	54.0	57.0	140
35	<b>35R-HQF-A</b>	68.0	74.0	77.0	100

### Material and Finish

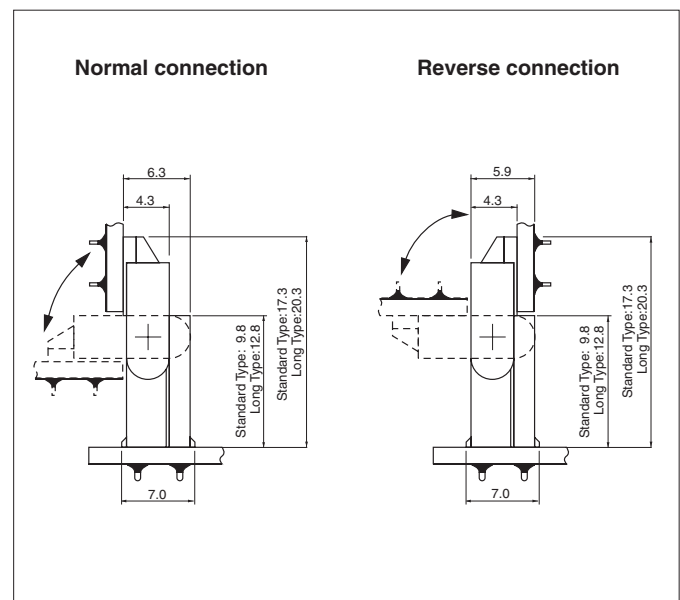
Contact: Phosphor bronze, tin-plated (reflow treatment)  
Housing: Glass-filled PA 66, UL94V-0

### RoHS compliance

## PC board layout (viewed from component side)



## Assembly layout



### Note:

1. Tolerances are non-cumulative:  $\pm 0.05\text{mm}$  for all centers.
2. Hole dimensions differ according to the kind of PC board and piercing method. The dimensions above should serve as a guideline. Contact JST for details.