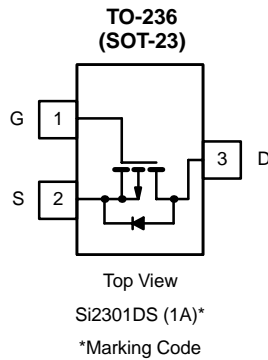




P-Channel 2.5-V (G-S) MOSFET

PRODUCT SUMMARY		
V_{DS} (V)	$r_{DS(on)}$ (Ω)	I_D (A) ^b
-20	0.130 @ $V_{GS} = -4.5$ V	-2.0
	0.190 @ $V_{GS} = -2.5$ V	-1.6



ABSOLUTE MAXIMUM RATINGS ($T_A = 25^\circ\text{C}$ UNLESS OTHERWISE NOTED)					
Parameter		Symbol	5 sec	Steady State	Unit
Drain-Source Voltage		V_{DS}	-20		V
Gate-Source Voltage		V_{GS}	± 8		
Continuous Drain Current ($T_J = 150^\circ\text{C}$) ^b	$T_A = 25^\circ\text{C}$	I_D	-2.0	-1.75	A
	$T_A = 70^\circ\text{C}$		-1.6	-1.4	
Pulsed Drain Current ^a		I_{DM}	-10		
Continuous Source Current (Diode Conduction) ^b		I_S	-0.75	-0.6	
Power Dissipation ^b	$T_A = 25^\circ\text{C}$	P_D	0.9	0.7	W
	$T_A = 70^\circ\text{C}$		0.57	0.45	
Operating Junction and Storage Temperature Range		T_J, T_{stg}	-55 to 150		$^\circ\text{C}$

THERMAL RESISTANCE RATINGS				
Parameter	Symbol	Typical	Maximum	Unit
Maximum Junction-to-Ambient ^b	R_{thJA}	115	140	$^\circ\text{C/W}$
Maximum Junction-to-Ambient ^c		140	175	

Notes

- a. Pulse width limited by maximum junction temperature.
- b. Surface Mounted on FR4 Board, $t \leq 5$ sec.
- c. Surface Mounted on FR4 Board.

For SPICE model information via the Worldwide Web: <http://www.vishay.com/www/product/spice.htm>

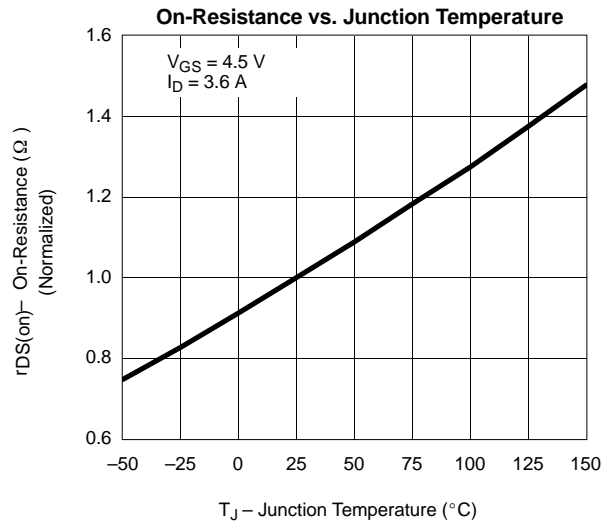
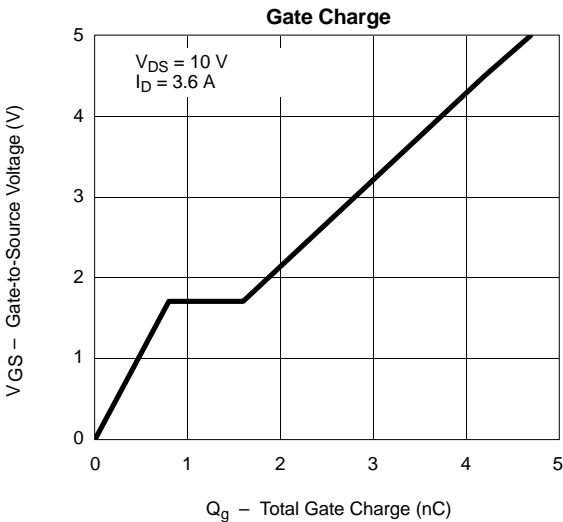
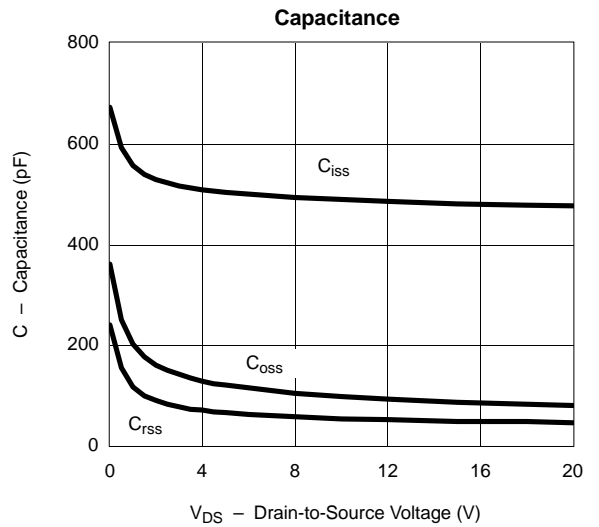
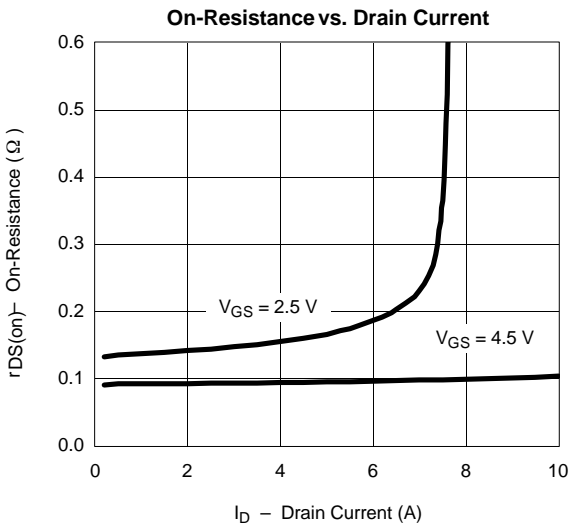
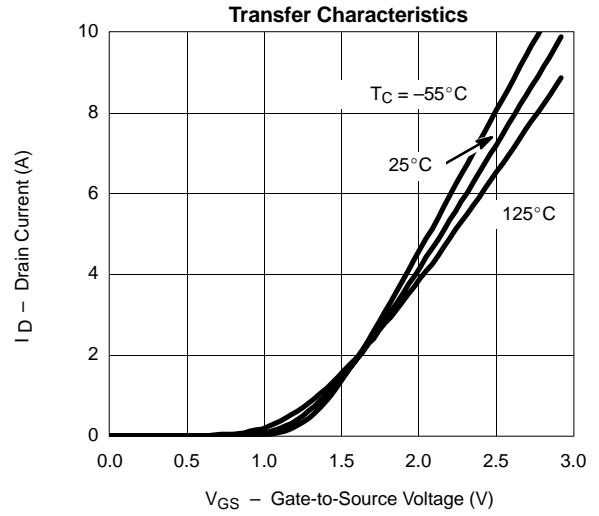
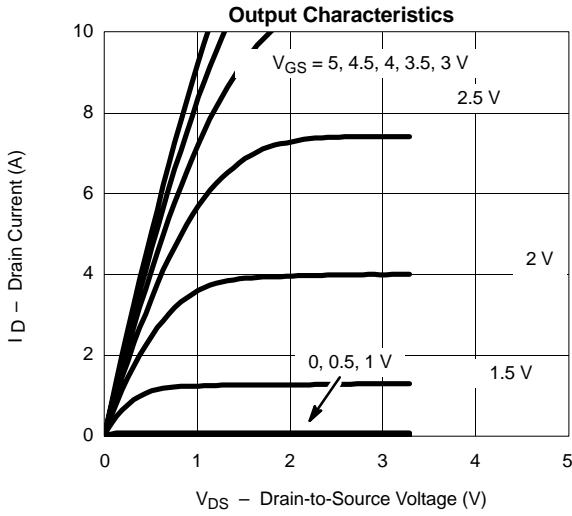
SPECIFICATIONS (T _J = 25 °C UNLESS OTHERWISE NOTED)						
Parameter	Symbol	Test Conditions	Limits			Unit
			Min	Typ	Max	
Static						
Drain-Source Breakdown Voltage	V _{(BR)DSS}	V _{GS} = 0 V, I _D = -250 μA	-20			V
Gate-Threshold Voltage	V _{GS(th)}	V _{DS} = V _{GS} , I _D = -250 μA	-0.45		-0.95	
Gate-Body Leakage	I _{GSS}	V _{DS} = 0 V, V _{GS} = ±8 V			±100	nA
Zero Gate Voltage Drain Current	I _{DSS}	V _{DS} = -16 V, V _{GS} = 0 V			-1	μA
		V _{DS} = -16 V, V _{GS} = 0 V, T _J = 55 °C			-10	
On-State Drain Current ^a	I _{D(on)}	V _{DS} ≤ -5 V, V _{GS} = -4.5 V	-6			A
		V _{DS} ≤ -5 V, V _{GS} = -2.5 V	-3			
Drain-Source On-Resistance ^a	r _{DS(on)}	V _{GS} = -4.5 V, I _D = -2.8 A		0.093	0.130	Ω
		V _{GS} = -2.5 V, I _D = -2.0 A		0.140	0.190	
Forward Transconductance ^a	g _{fs}	V _{DS} = -5 V, I _D = -2.8 A		6.5		S
Diode Forward Voltage	V _{SD}	I _S = -0.75 A, V _{GS} = 0 V		-0.80	-1.2	V
Dynamic^b						
Total Gate Charge	Q _g	V _{DS} = -6 V, V _{GS} = -4.5 V I _D ≅ -2.8 A		4.2	10	nC
Gate-Source Charge	Q _{gs}			0.8		
Gate-Drain Charge	Q _{gd}			0.8		
Input Capacitance	C _{iss}	V _{DS} = -6 V, V _{GS} = 0, f = 1 MHz		500		pF
Output Capacitance	C _{oss}			115		
Reverse Transfer Capacitance	C _{rss}			62		
Switching^c						
Turn-On Time	t _{d(on)}	V _{DD} = -6 V, R _L = 6 Ω I _D ≅ -1.0 A, V _{GEN} = -4.5 V R _G = 6 Ω		6	25	ns
	t _r			30	60	
Turn-Off Time	t _{d(off)}			25	70	
	t _f			10	60	

Notes

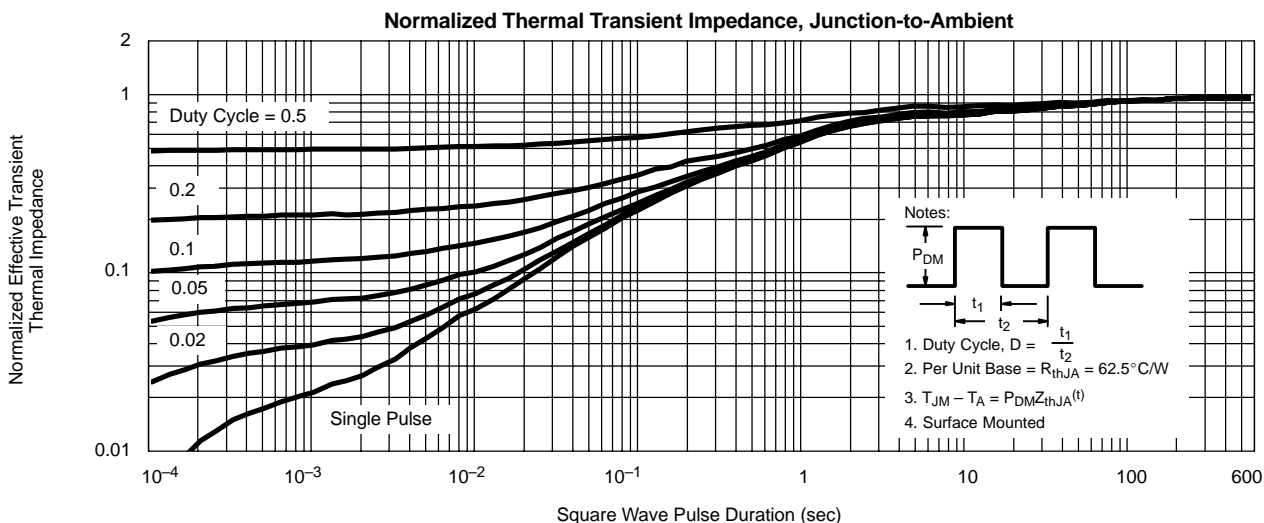
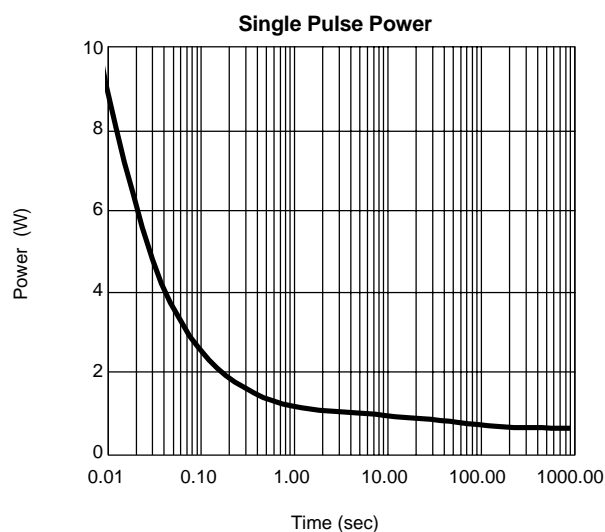
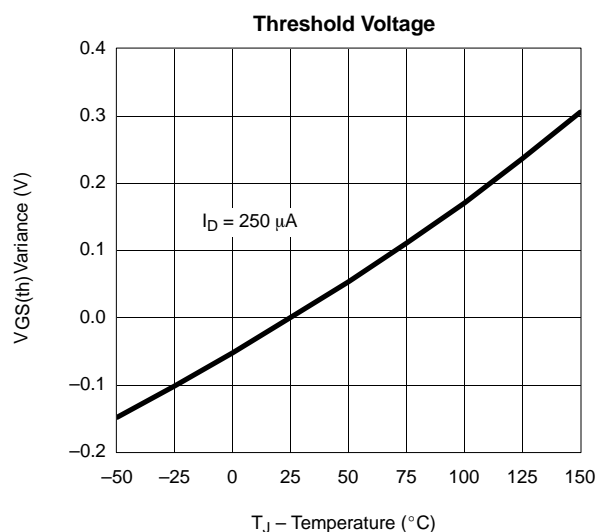
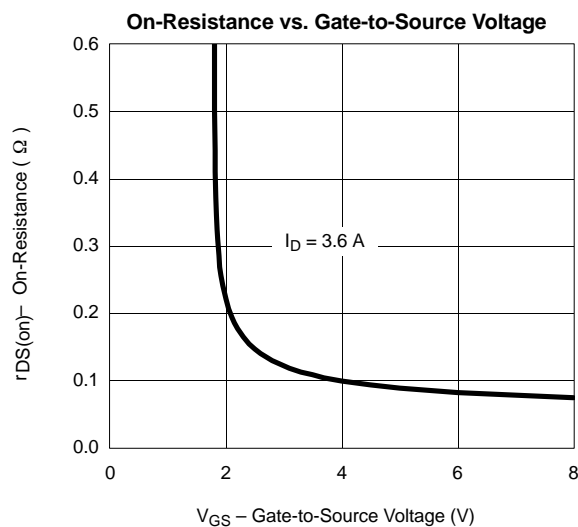
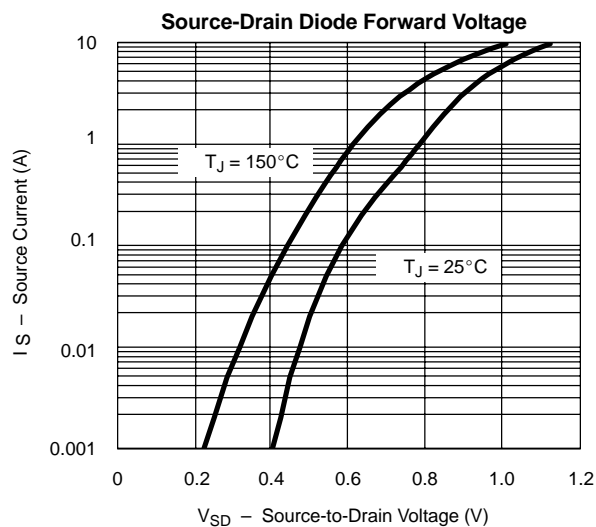
- a. Pulse test: PW ≤ 300 μs duty cycle ≤ 2%.
b. For DESIGN AID ONLY, not subject to production testing.
c. Switching time is essentially independent of operating temperature. • FaxBack 408-970-5600



TYPICAL CHARACTERISTICS (25°C UNLESS NOTED)



TYPICAL CHARACTERISTICS (25 °C UNLESS NOTED)





Disclaimer

All product specifications and data are subject to change without notice.

Vishay Intertechnology, Inc., its affiliates, agents, and employees, and all persons acting on its or their behalf (collectively, "Vishay"), disclaim any and all liability for any errors, inaccuracies or incompleteness contained herein or in any other disclosure relating to any product.

Vishay disclaims any and all liability arising out of the use or application of any product described herein or of any information provided herein to the maximum extent permitted by law. The product specifications do not expand or otherwise modify Vishay's terms and conditions of purchase, including but not limited to the warranty expressed therein, which apply to these products.

No license, express or implied, by estoppel or otherwise, to any intellectual property rights is granted by this document or by any conduct of Vishay.

The products shown herein are not designed for use in medical, life-saving, or life-sustaining applications unless otherwise expressly indicated. Customers using or selling Vishay products not expressly indicated for use in such applications do so entirely at their own risk and agree to fully indemnify Vishay for any damages arising or resulting from such use or sale. Please contact authorized Vishay personnel to obtain written terms and conditions regarding products designed for such applications.

Product names and markings noted herein may be trademarks of their respective owners.