
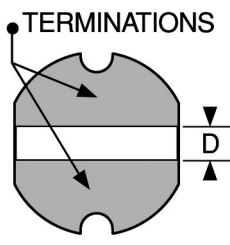
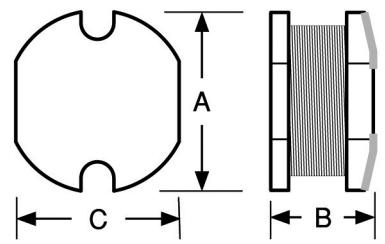


SMT Power Choke Core



Actual Size (PD105R)

**** Test Measurement Frequency**
 Values < 10μH tested @ 7.96 MHz;
 Values ≥10μH tested @ 1.0 kHz

Mechanical Configuration
 Units designed for Surface Mounting

Terminals Solder Coated

Core Construction High Resistivity Ferrite

Operating Temperature Range -55°C to +125°C

Current Rating at 25°C Ambient The maximum DC Current that will cause a 40°C maximum temperature rise and where the inductance will not decrease by more than 10% from the zero DC value.

Inductance Tolerance Tolerance is indicated by the suffix to API part number. Standard tolerance per part number is as shown in table.
 M = ±20%; K = ±10%.

Marking For values lower than 10 H the R indicates a decimal point and the remaining digits indicate the inductance in H. For values 10 H and above, the first two digits indicate the inductance in H and the third digit indicates the number of trailing zeros where a zero indicates that there are no trailing zeros.

Example: PD43R-102M (1.0 H)
 1R0

Example: PD73R-224K (220 H)
 221

Physical Parameters

Dimensions

Inches	PD43R	PD54R	PD73R	PD75R	PD104R	PD105R
A	0.165 ±0.024	0.224 ±0.008	0.303 ±0.008	0.303 ±0.008	0.386 ±0.016	0.386 ±0.016
B	0.137 MAX.	0.177 MAX.	0.138 MAX.	0.197 MAX.	0.157 MAX.	0.213 MAX.
C	0.153 ±0.012	0.201 ±0.008	0.272 ±0.008	0.272 ±0.008	0.346 ±0.016	0.346 ±0.016
D	0.060 REF.	0.051 REF.	0.063 REF.	0.063 REF.	0.083 REF.	0.083 REF.

Millimeters	PD43R	PD54R	PD73R	PD75R	PD104R	PD105R
A	4.2 ±0.6	5.7 ±0.2	7.7 ±0.2	7.7 ±0.2	9.8 ±0.4	9.8 ±0.4
B	3.5 MAX.	4.5 MAX.	3.5 MAX.	5.0 MAX.	4.0 MAX.	5.4 MAX.
C	3.9 ±0.3	5.1 ±0.2	6.9 ±0.2	6.9 ±0.2	8.8 ±0.4	8.8 ±0.4
D	1.52 REF.	1.30 REF.	1.60 REF.	1.60 REF.	2.10 REF.	2.10 REF.

Packaging Tape & reel: 7" reel not available; maximum pieces per 13" reel as follows

	PD43R	PD54R	PD73R	PD75R	PD104R	PD105R
mm	12	16	16	16	24	24
Pieces	1500	1000	1000	500	1000	500

****Additional Information on Next Page**

PD SERIES (continued)

Power Inductors

DASH NUMBER*

INDUCTANCE (μH)**

DC RESISTANCE
MAXIMUM (OHMS)

CURRENT RATING
MAXIMUM (AMPS)

DASH NUMBER*

INDUCTANCE (μH)**

DC RESISTANCE
MAXIMUM (OHMS)

CURRENT RATING
MAXIMUM (AMPS)

DASH NUMBER*

INDUCTANCE (μH)**

DC RESISTANCE
MAXIMUM (OHMS)

CURRENT RATING
MAXIMUM (AMPS)

SERIES PD43R

-102M	1.0	0.049	2.56
-152M	1.5	0.056	2.52
-182M	1.8	0.064	1.95
-222M	2.2	0.071	1.75
-272M	2.7	0.079	1.58
-332M	3.3	0.086	1.44
-392M	3.9	0.094	1.33
-472M	4.7	0.109	1.15
-562M	5.6	0.126	0.99
-682M	6.8	0.131	0.95
-822M	8.2	0.146	0.84
-103M	10	0.182	0.83
-123M	12	0.210	0.80
-153M	15	0.235	0.77
-183M	18	0.338	0.74
-223M	22	0.378	0.66
-273M	27	0.522	0.62
-333K	33	0.540	0.56
-393K	39	0.587	0.52
-473K	47	0.844	0.44
-563K	56	0.937	0.42
-683K	68	1.120	0.37

SERIES PD54R

-102M	1.0	0.050	2.90
-152M	1.5	0.055	2.70
-182M	1.8	0.060	2.60
-222M	2.2	0.064	2.40
-272M	2.7	0.067	2.20
-332M	3.3	0.070	2.00
-392M	3.9	0.075	1.90
-472M	4.7	0.080	1.80
-562M	5.6	0.085	1.70
-682M	6.8	0.090	1.60
-822M	8.2	0.095	1.50
-103K	10	0.100	1.44
-123K	12	0.130	1.35
-153K	15	0.160	1.27
-183K	18	0.180	1.19
-223K	22	0.210	1.11
-273K	27	0.240	1.00
-333K	33	0.280	0.90
-393K	39	0.320	0.80
-473K	47	0.370	0.72
-563K	56	0.420	0.68
-683K	68	0.500	0.63
-823K	82	0.600	0.58
-104K	100	0.700	0.52
-124K	120	0.850	0.46
-154K	150	1.100	0.40
-184K	180	1.330	0.37
-224K	220	1.570	0.35

** Test Measurement Frequency

Values < 10μH tested @ 7.96 MHz
Values ≥ 10μH tested @ 1.0 kHz

SERIES PD73R

-332M	3.3	0.050	2.50
-392M	3.9	0.055	2.30
-472M	4.7	0.060	2.10
-562M	5.6	0.065	1.90
-682M	6.8	0.070	1.75
-822M	8.2	0.075	1.60
-103K	10	0.080	1.44
-123K	12	0.090	1.35
-153K	15	0.100	1.30
-183K	18	0.115	1.20
-223K	22	0.130	1.07
-273K	27	0.170	0.98
-333K	33	0.205	0.90
-393K	39	0.230	0.80
-473K	47	0.250	0.68
-563K	56	0.280	0.64
-683K	68	0.350	0.59
-823K	82	0.410	0.54
-104K	100	0.480	0.51
-124K	120	0.570	0.45
-154K	150	0.750	0.40
-184K	180	1.000	0.35
-224K	220	1.200	0.31

SERIES PD75R

-103K	10	0.080	2.00
-123K	12	0.085	1.90
-153K	15	0.085	1.75
-183K	18	0.090	1.60
-223K	22	0.090	1.50
-273K	27	0.120	1.40
-333K	33	0.150	1.30
-393K	39	0.180	1.20
-473K	47	0.210	1.10
-563K	56	0.240	0.94
-683K	68	0.300	0.85
-823K	82	0.370	0.78
-104K	100	0.500	0.74
-124K	120	0.570	0.68
-154K	150	0.640	0.58
-184K	180	0.680	0.54
-224K	220	0.720	0.49

** Test Measurement Frequency

Values < 10μH tested @ 7.96 MHz
Values ≥ 10μH tested @ 1.0 kHz

*Complete part # must include series #
PLUS the dash #

For surface finish information,
refer to www.delevanfinishes.com

SERIES PD104R

-472M	4.7	0.040	3.00
-562M	5.6	0.045	2.85
-682M	6.8	0.045	2.70
-822M	8.2	0.050	2.55
-103K	10	0.050	2.38
-123K	12	0.060	2.20
-153K	15	0.070	2.00
-183K	18	0.080	1.80
-223K	22	0.090	1.60
-273K	27	0.110	1.45
-333K	33	0.130	1.30
-393K	39	0.150	1.20
-473K	47	0.170	1.10
-563K	56	0.200	1.01
-683K	68	0.220	0.94
-823K	82	0.250	0.85
-104K	100	0.340	0.74
-124K	120	0.450	0.67
-154K	150	0.540	0.61
-184K	180	0.630	0.57
-224K	220	0.720	0.53
-274K	270	0.900	0.48
-334K	330	1.100	0.42
-394K	390	1.300	0.39
-474K	470	1.530	0.35
-564K	560	1.900	0.32
-684K	680	2.300	0.28

SERIES PD105R

-103K	10	0.060	2.60
-123K	12	0.070	2.45
-153K	15	0.080	2.30
-183K	18	0.090	2.15
-223K	22	0.100	1.95
-273K	27	0.115	1.80
-333K	33	0.125	1.65
-393K	39	0.145	1.40
-473K	47	0.170	1.28
-563K	56	0.190	1.17
-683K	68	0.230	1.08
-823K	82	0.250	1.00
-104K	100	0.350	0.97
-124K	120	0.420	0.88
-154K	150	0.470	0.80
-184K	180	0.560	0.72
-224K	220	0.730	0.66
-274K	270	0.950	0.60
-334K	330	1.150	0.52
-394K	390	1.350	0.48
-474K	470	1.480	0.42
-564K	560	1.900	0.33
-684K	680	2.250	0.28
-824K	820	2.550	0.24

** Test Measurement Frequency

Values < 10μH tested @ 7.96 MHz
Values ≥ 10μH tested @ 1.0 kHz