

# High Speed FWP Fuse 690V-700V (IEC/UL)

## Ferrule High Speed Fuses With Striker Provide Visual and Remote Fuse Status Indication

- RoHS Compliant
- Very High Breaking Capacity
- Excellent Cycling Capability & DC Performance
- Low Arc Voltage & Low Let-Through Energy Values
- Provides Low Watts Loss in a Compact Size
- Quickly determine the fuse status at a glance via a striker or remote indication
- **Typical applications:**  
Common DC Bus, AC & DC Drives, Power Converters, Power Rectifiers, Soft Starters
- To be used in Finger Safe modular holders with Microswitch (Series CH14 and CH22)
- Meets agency Standards CE, UL Recognition and CSA



# FWP High Speed Fuses With and Without Striker Specifications

Catalogue Symbol:	FWP
Ampere Ratings:	1-50A (14x51mm) 20-100A (22x58mm)
Voltage Ratings:	690Vac (IEC) 700Vac (UL)
Interrupting Rating:	200kA RMS Sym 50kA @ 700Vdc (14x51mm) 50kA @ 500Vdc (22x58mm)
Agency Information:	CE, UL recognition, CSA
RoHS Status:	Compliant

## 14x51mm

### Technical Specifications & Cross-Reference

Cooper Bussmann Part No	Previous Part No	Current RMS Amps**	I <sup>2</sup> t (A <sup>2</sup> S)		Watts Loss**	CH14 Fuseholder Maximum Continuous Current (Amps)
			Minimum Pre-arc	Clearing @ U <sub>N</sub>		
Without Striker						
FWP-1A14F	N/A	1	0.035	0.41	5.7	1
FWP-2A14F	N/A	2	0.08	0.11	8.6	2
FWP-3A14F	N/A	3	0.11	0.26	2.8	3
FWP-4A14F	N/A	4	0.1	0.26	3	4
FWP-5A14F	N/A	5	1.6	11	1.5	5
FWP-10A14F	N/A	10	3.6	39	4	10
FWP-15A14F	170N1005	15	8.6	70	5.5	14
FWP-20A14F	170N1006 170N1007	20	26	230	6	18
FWP-25A14F	170N1008	25	47	375	7	21
FWP-30A14F	N/A	30	58	485	9	22
FWP-32A14F	170N1009	32	68	600	8	27
FWP-40A14F	170N1011 170L1013	40	84	750	8	32
FWP-50A14F	170L1014	50	200	1800	9	38
With Striker						
FWP-10A14FI	N/A	10	3.6	39	4	9
FWP-15A14FI	170N1105	15	8.6	70	5.5	12
FWP-20A14FI	170N1106 170N1107	20	26	230	6	16
FWP-25A14FI	170N1108	25	47	375	7	20
FWP-30A14FI	N/A	30	58	485	9	24
FWP-32A14FI	170N1109	32	68	600	8	25
FWP-40A14FI	170N1111 170L1113	40	84	750	8	32
FWP-50A14FI	170L1114	50	200	1800	9	40

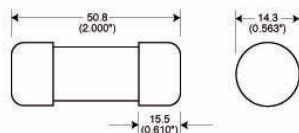
\*\* In open fuse clips

### Fuseholders

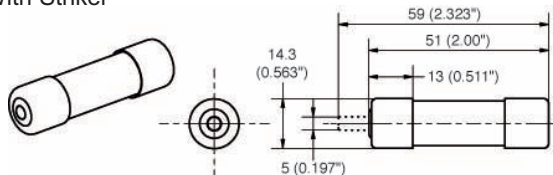
Series Size	Max Voltage & Current	IEC	UL	Phase configuration	Fuse Holder	Fuse Holder with Neon Indication	Box Qty
CH14 14X51	UL 600Vac/dc 40A (5 watt) IEC 690Vac 50A	-	x	1 pole	CH141D	CH141DI	6
				1 pole + microswitch	CH141DMS	-	6
				1 neutral pole	CH141DNX	-	6
				1 pole + neutral	CH141DN	CH141DNI	3
				2 pole	CH142D	CH142DI	3
				3 pole	CH143D	CH143DI	2
				3 pole + microswitch	CH143DMS	-	2
				3 pole + neutral	CH143DN	CH143DNI	1
				3 pole + neutral + microswitch	CH143DNMS	-	1
				4 pole	CH144D	CH144DI	1

### Dimensions

Without Striker



With Striker



## 22x58mm

### Technical Specifications & Cross-Reference

Cooper Bussmann Part No	Previous Part No	Current RMS Amps**	I <sup>2</sup> t (A <sup>2</sup> S)		Watts Loss***	CH22 Fuseholder Maximum Continuous Current (Amps)
			Minimum Pre-Arc	Clearing @ U <sub>N</sub>		
Without Striker						
FWP-20A22F	N/A	20	19	260	5	18
FWP-25A22F	170N2008	25	34	410	6	23
FWP-32A22F	170N2009	32	54	605	8	29
FWP-40A22F	170N2011	40	68	750	9	36
FWP-50A22F	170L2214 170N2013	50	135	1600	9.5	45
FWP-63A22F	170L2216	63	280	3080	11	58
FWP-80A22F	170L2217	80	600	6600	14	66
FWP-100A22F	170L2218	100*	1100	12500**	16	78
With Striker						
FWP-20A22FI	N/A	20	19	260	5	18
FWP-25A22FI	170N2108	25	34	410	6	23
FWP-32A22FI	170N2109	32	54	605	8	29
FWP40A22FI	170N2111	40	68	750	9	36
FWP-50A22FI	170L2114 170N2113	50	135	1600	9.5	45
FWP-63A22FI	170L2116	63	280	3080	11	50
FWP-80A22FI	170L2117	80	600	6600	14	64
FWP-100A22FI	170L2118	100*	1100	12500**	16	80

\* IEC/UL Voltage rating 600/700V

\*\* Clearing I<sup>2</sup>t at 600V

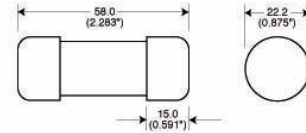
\*\*\* In open fuse clips

### Fuseholders

Series Size	Max Voltage & Current	IEC	UL	Phase configuration	Fuse Holder	Fuse Holder with Neon Indication	Box Qty
CH22 22x58	UL 600Vac/dc 100A (9.5 Watt) IEC 690Vac 125A	-	x	1 pole	CH221D	-	6
				1 pole + microswitch	CH221DMS	-	6
				1 neutral pole	CH221DNX	-	6
				1 pole + neutral	CH221DN	Not available with Local Neon Indication (Remote Microswitch only)	3
				2 pole	CH222D	-	3
				3 pole	CH223D	-	2
				3 pole + microswitch	CH223DMS	-	2
				3 pole + neutral	CH223DN	-	1
				3 pole + neutral + microswitch	CH223DNMS	-	1
				4 pole	CH224D	-	1

### Dimensions

Without Striker



With Striker

