

# Coaxial Amplifier

## ZRON-8G+


50Ω Medium Power 2000 to 8000 MHz

### Features

- wideband, 2000 to 8000 MHz
- unconditionally stable
- high IP3, +30 dBm typ.

### Applications

- optical and spread-spectrum communications
- line-of-site transmit/receive
- wideband test instrumentation



CASE STYLE: AV243			
Connectors	Model	Price	Qty.
SMA	ZRON-8G+	\$495.00 ea.	(1-9)
SMA	ZRON-8GX+	\$485.00 ea.	(1-9)

**+ RoHS compliant in accordance with EU Directive (2002/95/EC)**

The +Suffix has been added in order to identify RoHS Compliance. See our web site for RoHS Compliance methodologies and qualifications.

### Electrical Specifications

MODEL NO.	FREQUENCY (MHz)		GAIN (dB)		MAXIMUM POWER (dBm)		DYNAMIC RANGE		VSWR (:1) Typ.		DC POWER	
	$f_L$	$f_U$	Min.	Flatness <sup>1</sup> Max.	Output (1 dB Compr.)	Input (no damage)	NF (dB) Typ.	IP3 (dBm) Typ.	In	Out	Volt (V) Nom.	Current (mA) Max.
ZRON-8G+	2000	8000	20	±1.5	+20	+10	6.0	+30	2.0	2.0	15	310
ZRON-8GX+*	2000	8000	20	±1.5	+20	+10	6.0	+30	2.0	2.0	15	310

\* Heat sink not included

<sup>1</sup> Measured at 25°C

Open load is not recommended, potentially can cause damage. With no load derate max input power by 20 dB

To order without heat sink, add suffix X to model number. Alternative heat sinking and heat removal must be provided by the user to limit maximum base-plate temperature to 71°C, in order to ensure proper performance. For reference, this requires thermal resistance of user's external heat sink to be 5°C/W Max.

### Maximum Ratings

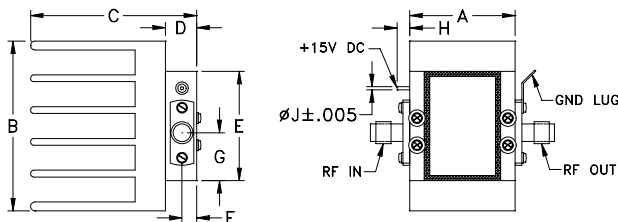
Operating Temperature, case 0°C to 60°C

Storage Temperature -55°C to 125°C

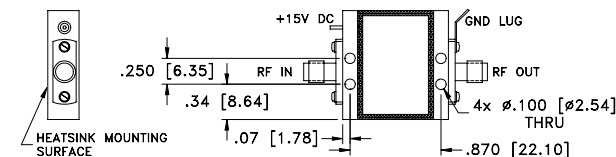
DC Voltage +18V Max.

Permanent damage may occur if any of these limits are exceeded.

### Outline Drawing



MOUNTING INFORMATION FOR MODELS WITHOUT HEATSINK



### Outline Dimensions (in/mm)

A	B	C	D	E	F	G	H	J	wt
1.01	1.63	1.59	.30	1.05	.14	.46	.12	.030	grams*
25.65	41.40	40.39	7.62	26.67	3.56	11.68	3.05	0.76	58

\*17 grams without heatsink

**Mini-Circuits®**  
ISO 9001 ISO 14001 AS 9100 CERTIFIED

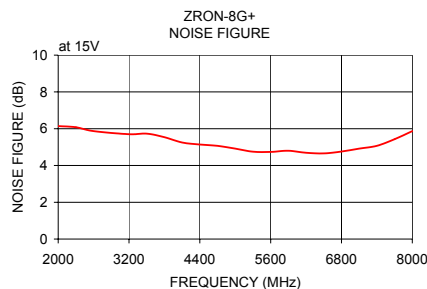
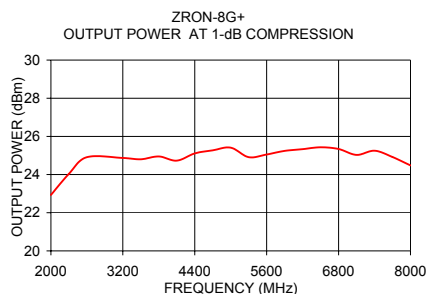
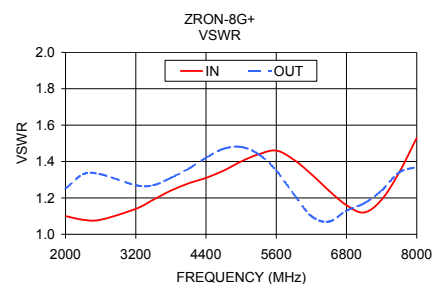
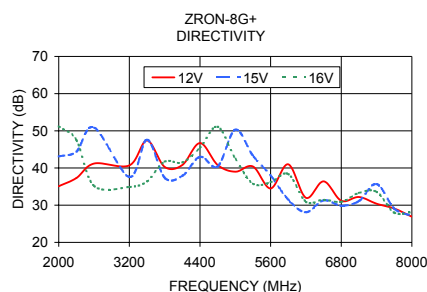
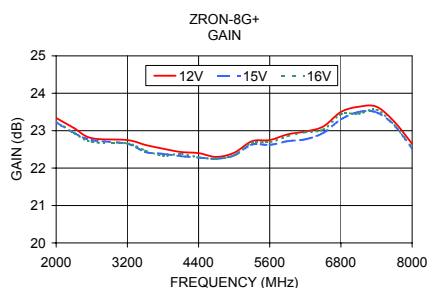
For detailed performance specs & shopping online see web site

P.O. Box 350166, Brooklyn, New York 11235-0003 (718) 934-4500 Fax (718) 332-4661 The Design Engineers Search Engine Provides ACTUAL Data Instantly at [minicircuits.com](http://minicircuits.com)

IF/RF MICROWAVE COMPONENTS

Notes: 1. Performance and quality attributes and conditions not expressly stated in this specification sheet are intended to be excluded and do not form a part of this specification sheet. 2. Electrical specifications and performance data contained herein are based on Mini-Circuit's applicable established test performance criteria and measurement instructions. 3. The parts covered by this specification sheet are subject to Mini-Circuits standard limited warranty and terms and conditions (collectively, "Standard Terms"); Purchasers of this part are entitled to the rights and benefits contained therein. For a full statement of the Standard Terms and the exclusive rights and remedies thereunder, please visit Mini-Circuits' website at [www.minicircuits.com/MCLStore/terms.jsp](http://www.minicircuits.com/MCLStore/terms.jsp).

FREQUENCY (MHz)	GAIN (dB)			DIRECTIVITY (dB)			VSWR (:1)		NOISE FIGURE (dB)	POUT at 1 dB COMPR. (dBm)
	12V	15V	16V	12V	15V	16V	IN	OUT		
2000.00	23.34	23.22	23.25	35.10	43.10	51.20	1.10	1.25	6.14	22.93
2300.00	23.07	22.94	22.94	37.30	44.40	47.50	1.08	1.33	6.08	24.04
2600.00	22.80	22.75	22.70	41.20	50.90	35.20	1.08	1.33	5.87	24.91
3200.00	22.75	22.65	22.66	40.70	37.60	34.90	1.14	1.27	5.70	24.87
3500.00	22.62	22.43	22.47	47.40	47.60	36.40	1.19	1.27	5.73	24.80
3800.00	22.52	22.38	22.33	40.30	37.40	41.70	1.24	1.31	5.54	24.95
4100.00	22.43	22.32	22.38	40.80	37.90	41.50	1.28	1.36	5.25	24.73
4400.00	22.40	22.28	22.29	46.70	43.00	45.50	1.31	1.42	5.14	25.11
4700.00	22.30	22.25	22.25	40.80	40.40	51.10	1.35	1.47	5.07	25.27
5000.00	22.41	22.34	22.34	39.00	50.30	42.50	1.40	1.48	4.92	25.41
5300.00	22.72	22.63	22.68	40.40	43.30	35.80	1.44	1.44	4.75	24.91
5600.00	22.75	22.62	22.69	34.50	38.00	36.20	1.46	1.35	4.74	25.05
5900.00	22.90	22.72	22.85	41.00	31.50	38.40	1.41	1.22	4.80	25.24
6200.00	22.98	22.77	22.96	32.00	28.10	30.90	1.33	1.10	4.69	25.33
6500.00	23.11	22.94	23.03	36.40	31.30	31.50	1.24	1.07	4.66	25.43
6800.00	23.50	23.30	23.44	31.20	29.90	30.90	1.16	1.13	4.76	25.34
7100.00	23.64	23.50	23.45	32.20	31.10	33.30	1.12	1.17	4.92	25.03
7400.00	23.64	23.49	23.56	30.40	35.70	33.60	1.19	1.24	5.07	25.25
7700.00	23.24	23.14	23.14	29.10	29.10	28.00	1.34	1.34	5.43	24.92
8000.00	22.65	22.52	22.55	26.90	27.10	28.10	1.53	1.37	5.87	24.48



For detailed performance specs & shopping online see web site

P.O. Box 350166, Brooklyn, New York 11235-0003 (718) 934-4500 Fax (718) 332-4661 The Design Engineers Search Engine Provides ACTUAL Data Instantly at [minicircuits.com](http://minicircuits.com)

IF/RF MICROWAVE COMPONENTS

Notes: 1. Performance and quality attributes and conditions not expressly stated in this specification sheet are intended to be excluded and do not form a part of this specification sheet. 2. Electrical specifications and performance data contained herein are based on Mini-Circuit's applicable established test performance criteria and measurement instructions. 3. The parts covered by this specification sheet are subject to Mini-Circuits standard limited warranty and terms and conditions (collectively, "Standard Terms"); Purchasers of this part are entitled to the rights and benefits contained therein. For a full statement of the Standard Terms and the exclusive rights and remedies thereunder, please visit Mini-Circuits' website at [www.minicircuits.com/MCLStore/terms.jsp](http://www.minicircuits.com/MCLStore/terms.jsp).