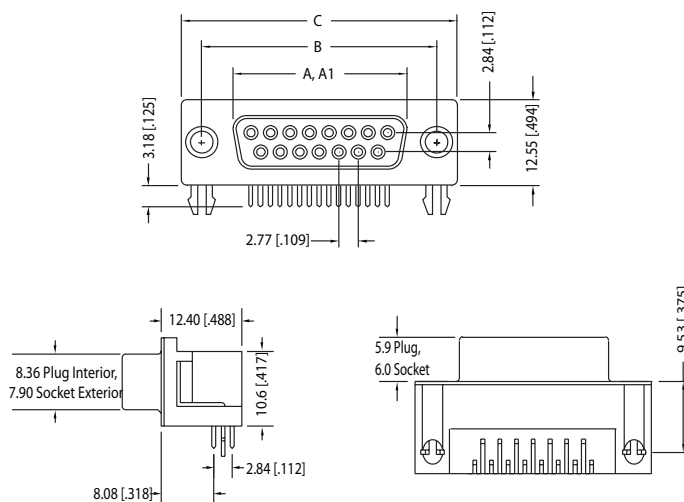




K22XHT Series
Right Angle PCB Mount .318" Footprint

Dimensions

Pictured with Board Lock Option, Dimensions in mm [In]



Shell Size	A				A1				B				C			
	In	mm	±.010	±.025	±.010	±.025	±.005	±.013	±.015	±.038	±.010	±.025	±.005	±.013	±.015	±.038
9 (E)	.643	16.33	.666	16.92	.984	24.99	1.213	30.81								
15 (A)	.971	24.66	.994	25.25	1.312	33.32	1.541	39.14								
25 (B)	1.511	38.38	1.534	38.96	1.852	47.04	2.088	53.04								
37 (C)	2.159	54.84	2.182	55.42	2.500	63.50	2.729	69.32								

A = Exterior of Female Shell (S)
A1 = Interior of Male Shell (P)

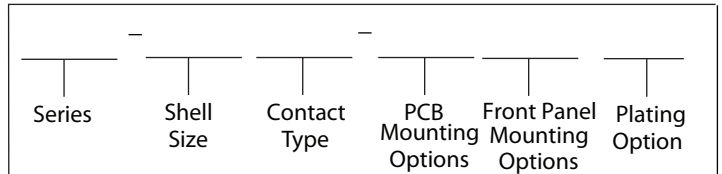
D-SUBMINIATURE CONNECTORS

K22XHT Series

Documentation & Ordering Information

Kycon Part #

Part Number Builder



Series

K22XHT - Reflow Compatible Version

Shell Size-Contact Option

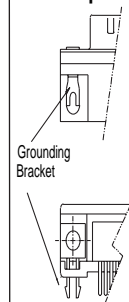
- E - 9 Contacts
- A - 15 Contacts
- B - 25 Contacts
- C - 37 Contacts

Contact Type

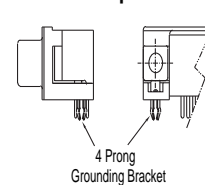
- P - Pin Contact (Plug)
- S - Socket Contact (Receptacle)

PC Board Mounting Option

N Option

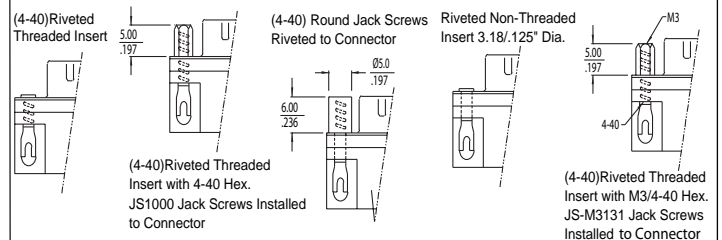


NV Option



Front Panel Mounting Option

- Standard
- J Option
- R Option
- T Option
- JM Option



Plating Option

- Blank - Gold Flash
- 15 - 15µ" Gold
- 30 - 30µ" Gold

Contact Kycon for other Options