


High Frequency Surface Mount Terminators

RFX Series

- 1% tolerance and 50ppm/C°
- Small size 10 and 20W power chip resistors
- RF power amplifiers, RF power source, cell phone stations, RF measurement and termination of circulators/isolators
- Two-beam lead and surface mount options available



The RFX series of high frequency line terminators provide superb high frequency performance at power ratings to 20 watts in a surface mount chip. Both leadless and leaded versions of the device are available providing maximum flexibility for mechanical circuit attachment and circuit configuration.

The RFX is available in a wide range of ohmic values from 50 ohms to 800 ohms affording maximum flexibility in controlled impedance transmission line design and termination. Applications include RF/microwave power amplifiers, power splitters, cell base stations and circulators/isolators.

Electrical Data

	RFH	RFJ	RFK
Power Rating	10W	20W	20W
Resistance	50 , 100 , 150 , 200 , 250 , 300 , 400 , 600 , 800 ,		
Tolerance	±1%		
Capacitance	<0.05pF		
Operating Temperature Range	-55°C to 155°C		
Absolute TCR	±50ppm/°C		

Environmental Data

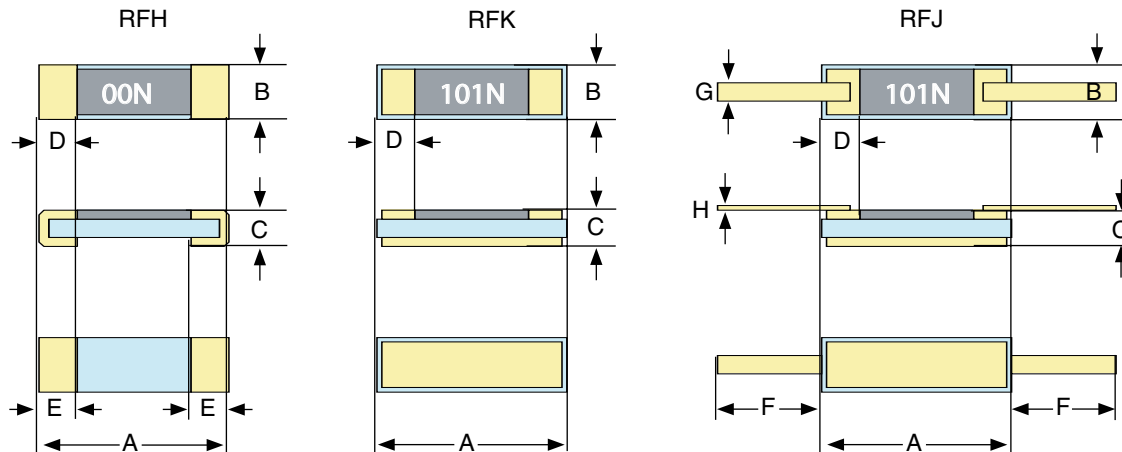
	Test Condition	To Meet
Short Time Overload	2.5 x Rated Voltage 5 sec.	±0.2% +0.05
Load Life	1000 Hours, 70°C	±0.2% +0.05
Moisture Resistance	1000 Hours, 40°C 95% RH	±0.2% +0.05
Temperature Cycle	5 Cycles +125°C high, -55°C Low	±0.2% +0.05
Resistance to Soldering Heat	260°C, 10 sec.	±0.2% +0.05
Insulation Resistance	500V, 1 minute	>1,000M

General Note

IRC reserves the right to make changes in product specification without notice or liability. All information is subject to IRC's own data and is considered accurate at time of going to print.

High Frequency Surface Mount Terminators

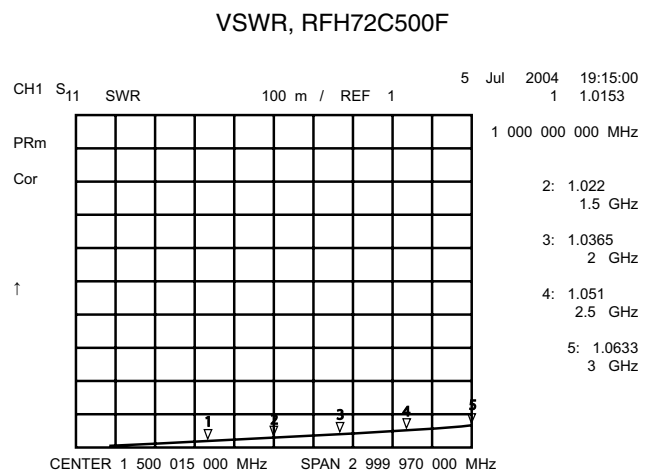
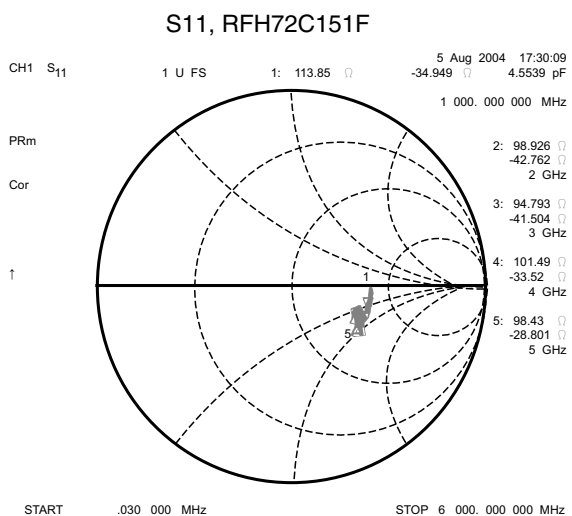
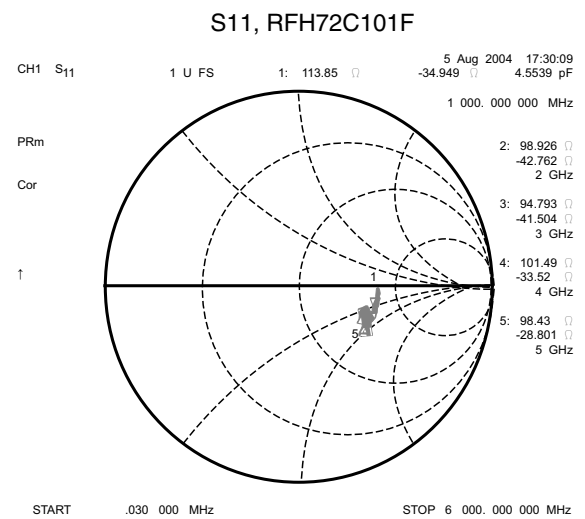
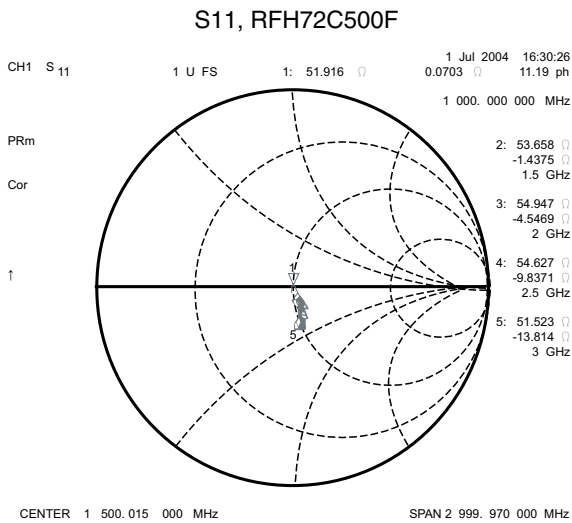
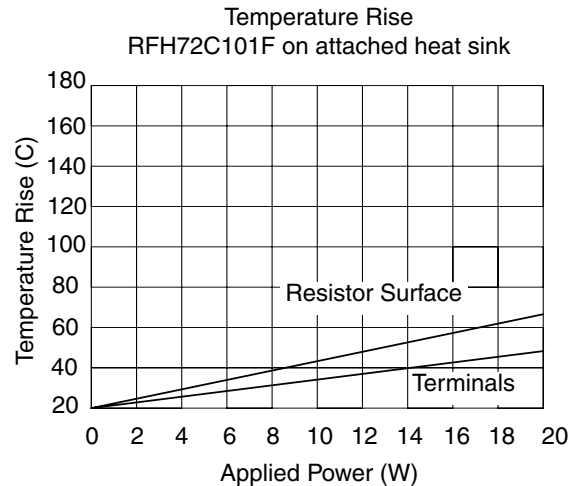
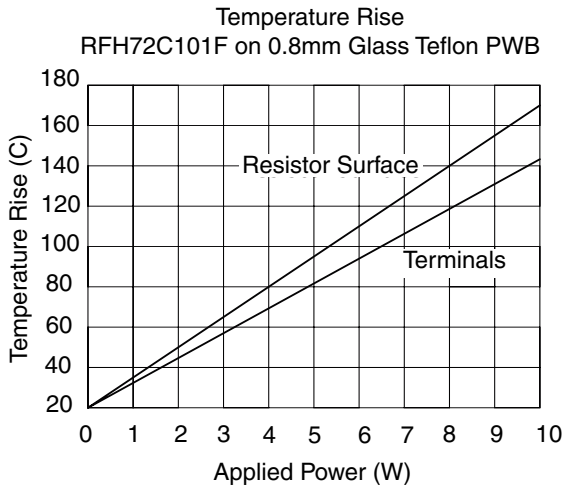
Physical Data



Dimensions (mm)								
Type	A	B	C	D	E	F	G	H
RFH52	5.0	2.5	1.2 max	0.8	0.8	—	—	—
RFH72	7.0	2.0	1.2 max	0.8	0.8	—	—	—
RFK52	5.0	2.5	1.2 max	0.8	—	—	—	—
RFK72	7.0	2.0	1.2 max	0.8	—	—	—	—
RFJ52	5.0	2.5	1.2 max	—	—	5.0	1.0	1.0
RFJ72	7.0	2.0	1.2 max	—	—	5.0	1.0	1.0

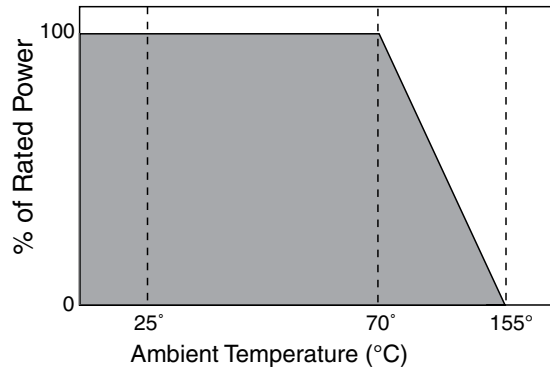
High Frequency Surface Mount Terminators

Flange Power Terminations



High Frequency Surface Mount Terminators

Power Derating Curve



Ordering Data

Prefix **HFR** - **RFH72** - **C50 OHM** **F** **000**

Model
RFH52; RFH72; RFK52; RFK72; RHJ52; RFJ72

Resistance
C50 OHM; C100 OHM; C150 OHM; C200 OHM
C250 OHM; C300 OHM; C400 OHM; C600 OHM; C800 OHM

Tolerance
F = ±1%

Packaging
000 = 100 pcs/bulk leadless
001 = 100 pcs/bulk leadless
003 = 100 pcs/tray beam leaded