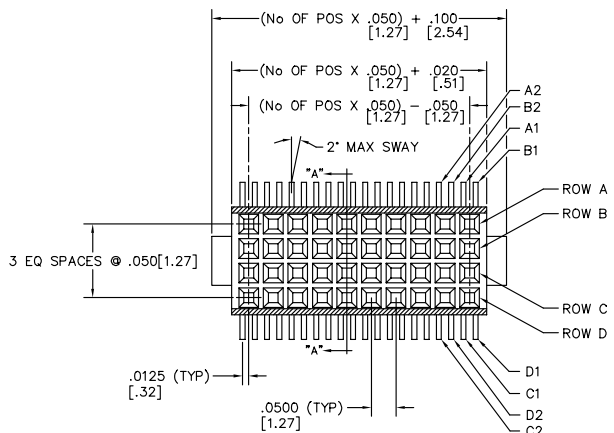


UNLESS OTHERWISE NOTED

DIMENSIONS ARE IN INCHES		TOLERANCES ARE:	
ONE PLACE DECIMALS ± .1	THREE PLACE DECIMALS ± .005	ANGLES ± 5°	
TWO PLACE DECIMALS ± .01	FOUR PLACE DECIMALS ± .0020		

TITLE: .050 X .050 C.L. 4 ROW SOCKET STRIP
 DWG NO: FOLC-1XX-X2-X-Q-XX-X
 SHEET 1 OF 2



FOLC-1XX-X2-XX-Q-XX-X

No OF POSITIONS
 -05 THRU -50

LEAD STYLE
 -02: SURFACE MOUNT
 -L2: LOW INSERTION FORCE SURFACE MOUNT

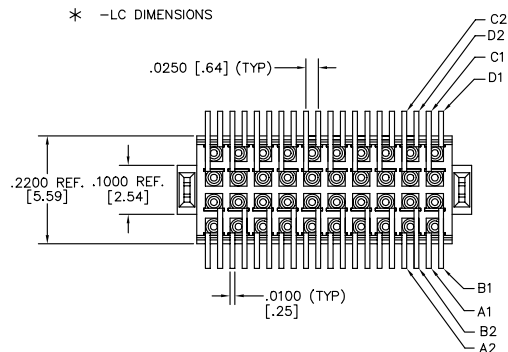
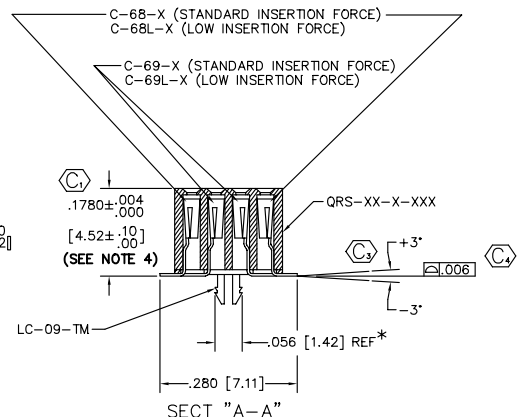
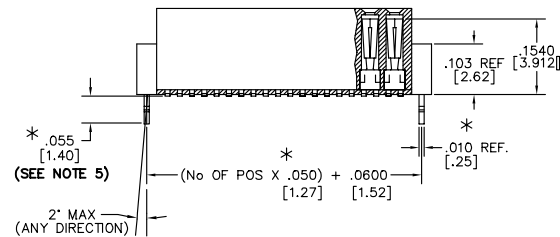
-LC: LOCKING CLIP (FIG: 1)

OPTION
 -P: PICK AND PLACE PAD (SEE FIG 3, SHT 2)
 -TR: TAPE & REEL
 -K: POLYAMIDE FILM PAD (.005 [.13] THICK W/ SILICONE ADHESIVE)(SEE FIG 4, SHT 2) (USE K-500-300)

OPTION
 -LC: LOCKING CLIP (SEE FIGURE 1)
 -LCR: LOCKING CLIP REVERSED (SEE FIG 2, SHT 2)

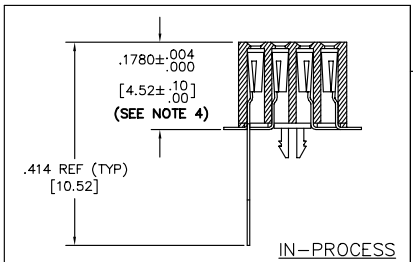
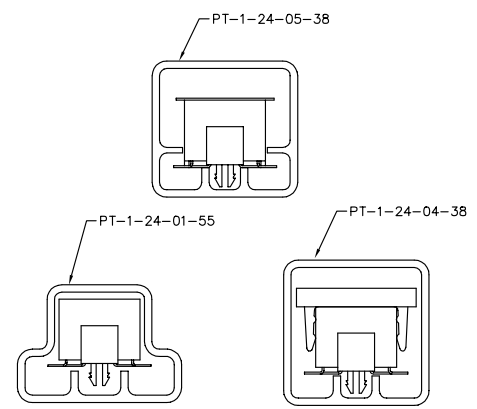
BODY SPECIFICATION
 -Q: 4 ROW

PLATING SPECIFICATION
 -S: SELECTIVE, .000030 GOLD ON POST WITH TIN ON TAIL
 -H: HEAVY GOLD, .000030 GOLD ON POST FLASH GOLD ON TAILS
 -SM: SELECTIVE, .000030 GOLD ON POST/MATTE TIN TAILS



- NOTES:
- PARTS TO BE PACKAGED IN TUBES.
 - ROW TO ROW DIMENSION MUST BE WITHIN .002 OF EACH OTHER
 - ⊕ REPRESENTS A CRITICAL DIMENSION
 - MEASURE AT THE BEND, NOT AT THE TIP OF THE CONTACT
 - THIS DIMENSION TO BE MEASURED FROM TAIL TO LC.

OPTION	PACKAGING TUBE	PLUG
WITHOUT -P	PT-1-24-01-55	TP-03
WITH -P	PT-1-24-04-38	TP-03
-K, -K-LC	PT-1-24-05-38	TP-03



MATERIAL:
 INSULATOR:
 BLACK LIQUID CRYSTAL POLYMER

TERMINAL:

samtec

520 PARK EAST BLVD. NEW ALBANY, INDIANA 47150
 PHONE (812) 944-6733 P.O. BOX 1147
 CODE 55322

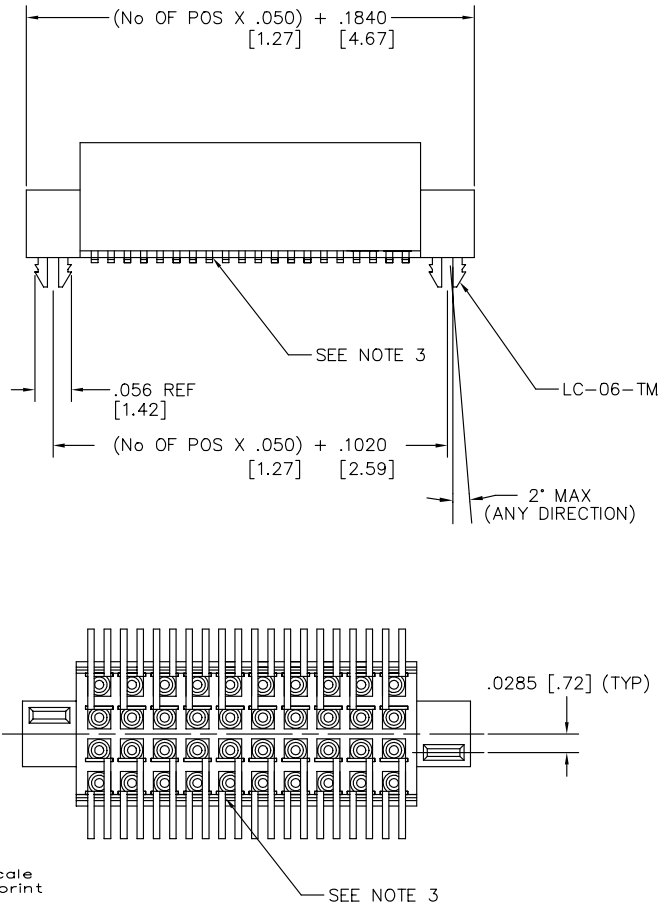
MADE BY: GREG REIDINGER 3-29-93

FOLC-1XX-X2-X-Q-XX-X
 SHEET 1 OF 2

Do not scale from this print

PROPRIETARY NOTE
 THIS DOCUMENT CONTAINS INFORMATION CONFIDENTIAL AND PROPRIETARY TO SAMTEC INC. AND SHALL NOT BE REPRODUCED OR TRANSFERRED TO OTHER DOCUMENTS OR DISCLOSED TO OTHERS OR USED FOR ANY PURPOSE OTHER THAN THAT FOR WHICH IT WAS OBTAINED WITHOUT THE EXPRESSED WRITTEN CONSENT OF SAMTEC INC.

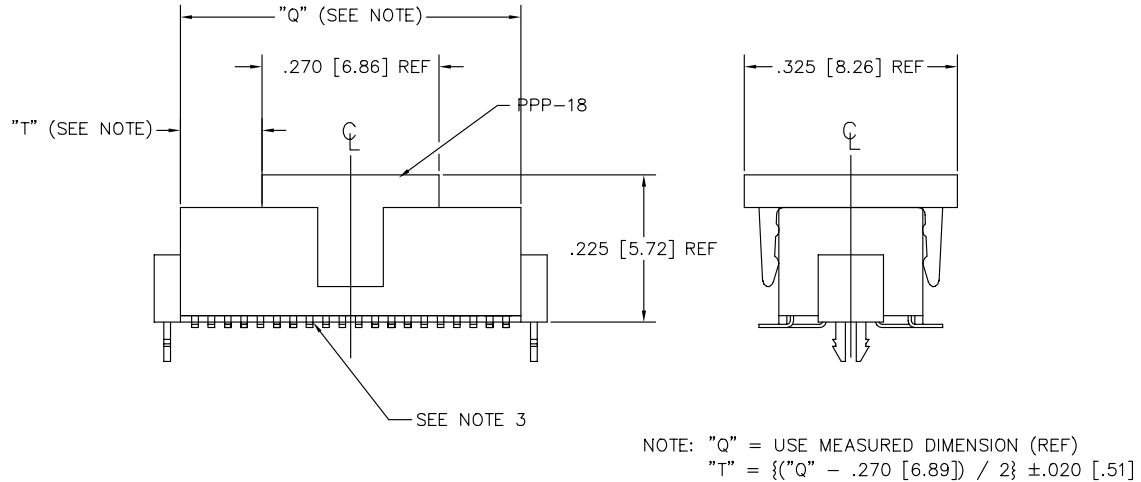
FIG. 2
 -LCR: LOCKING CLIP REVERSED
 (SAME AS FIG. 1 UNLESS OTHERWISE SHOWN)



Do not scale from this print

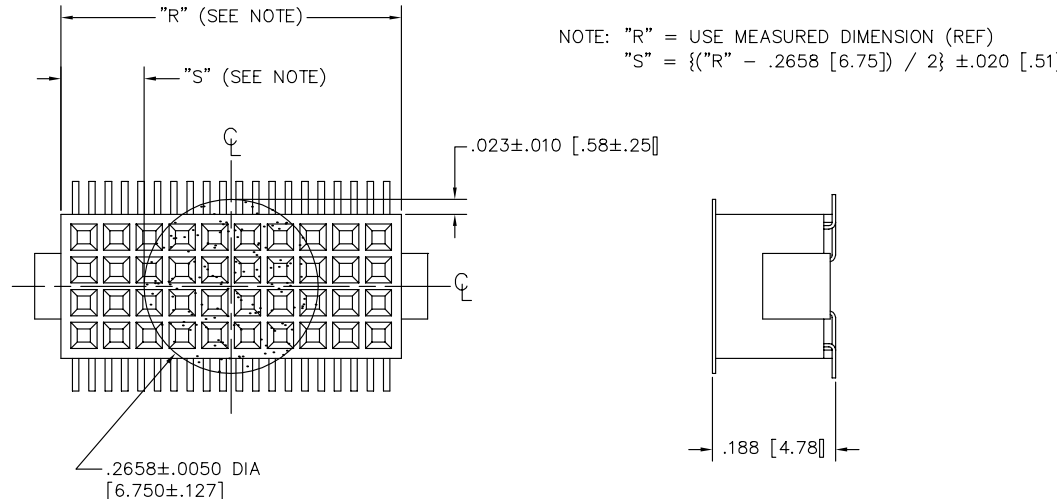
PROPRIETARY NOTE
 THIS DOCUMENT CONTAINS INFORMATION CONFIDENTIAL AND PROPRIETARY TO SAMTEC INC. AND SHALL NOT BE REPRODUCED OR TRANSFERRED TO OTHER DOCUMENTS OR DISCLOSED TO OTHERS OR USED FOR ANY PURPOSE OTHER THAN THAT FOR WHICH IT WAS OBTAINED WITHOUT THE EXPRESSED WRITTEN CONSENT OF SAMTEC INC.

DIMENSIONS ARE IN INCHES		UNLESS OTHERWISE NOTED	TOLERANCES ARE:	TITLE:	DWG NO:
ONE PLACE DECIMALS ± .1	THREE PLACE DECIMALS ± .005		ANGLES ± 5°	.050 X .050 C.L. 4 ROW SOCKET STRIP	FOLC-1XX-X2-XX-Q-XX-X
TWO PLACE DECIMALS ± .01	FOUR PLACE DECIMALS ± .0020				SHEET 2 OF 2



NOTE: "Q" = USE MEASURED DIMENSION (REF)
 "T" = {"Q" - .270 [6.89]} / 2 ± .020 [.51]

FIG. 3
 -P: PICK AND PLACE PAD



NOTE: "R" = USE MEASURED DIMENSION (REF)
 "S" = {"R" - .2658 [6.75]} / 2 ± .020 [.51]

FIG. 4
 -K: POLYAMIDE FILM PAD OPTION



520 PARK EAST BLVD. NEW ALBANY, INDIANA 47150
 PHONE (812) 944-6733 P.O. BOX 1147
 CODE 55322

MISC/MKTG
 FOLCSMKT

MADE BY:
 GREG REIDINGER 3-29-93

FOLC-1XX-X2-X-Q-XX-X
 SHEET 2 OF 2