
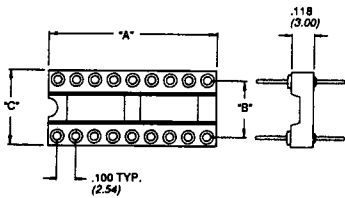


CPP Series



- Variety of pin lengths to meet specific board stacking applications
- Mates with both ICE and ICT Series dip sockets
- CPP Series consists of .118" profile body

CPP Series



Number of Contacts:
06 thru 48
(See Chart)

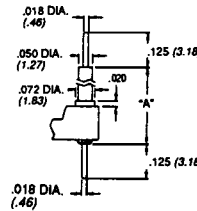
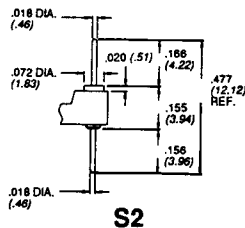
How to Order CPP Series

CPP — XX X — XX — X

Row Spacing:
3 = .300 (7.62)
4 = .400 (10.16)
6 = .600 (15.24)

Plating Code:
Specify T

Lead Style



| Lead Style | "A" |
|------------|--------------|
| SE1 | .210 (5.33) |
| SE2 | .335 (8.51) |
| SE3 | .585 (14.88) |

CPP Series

| Number of Contacts | Description | Dimension A | Dimension B | Dimension C |
|--------------------|-------------|---------------|--------------|--------------|
| 6 | CPP-063-X-X | .295 (5.83) | .300 (7.62) | .395 (10.03) |
| 8 | CPP-083-X-X | .395 (10.03) | .300 (7.62) | .395 (10.03) |
| 14 | CPP-143-X-X | .695 (17.65) | .300 (7.62) | .395 (10.03) |
| 16 | CPP-163-X-X | .795 (20.19) | .300 (7.62) | .395 (10.03) |
| 18 | CPP-183-X-X | .895 (22.73) | .300 (7.62) | .395 (10.03) |
| 20 | CPP-203-X-X | .995 (25.27) | .300 (7.62) | .395 (10.03) |
| 24 | CPP-243-X-X | 1.195 (30.35) | .300 (7.62) | .395 (10.03) |
| 24 | CPP-246-X-X | 1.195 (30.35) | .600 (15.24) | .695 (17.65) |
| 28 | CPP-286-X-X | 1.315 (33.46) | .600 (15.24) | .695 (17.65) |
| 32 | CPP-326-X-X | 1.595 (40.51) | .600 (15.24) | .695 (17.65) |
| 40 | CPP-406-X-X | 1.995 (50.67) | .600 (15.24) | .695 (17.65) |
| 42 | CPP-426-X-X | 2.095 (53.21) | .600 (15.24) | .695 (17.65) |
| 48 | CPP-486-X-X | 2.395 (60.83) | .600 (15.24) | .695 (17.65) |