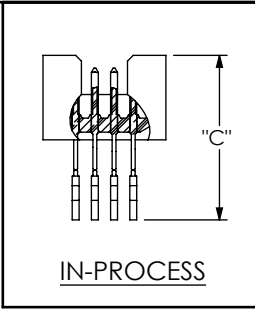


DO NOT SCALE FROM THIS PRINT

NOTES:

1. Ⓢ REPRESENTS A CRITICAL DIMENSION.
2. MINIMUM PUSHOUT FORCE: .5 LBS.
3. DUE TO THE HIGH AMOUNT OF INSERTION FORCE NEEDED, THE -LC OPTION IS NOT COMPATIBLE WITH AUTO PLACEMENT. SAMTEC RECOMMENDS MANUAL PLACEMENT FOR ALL ASSEMBLIES WITH THE -LC OPTION.



MOLC-1XX-XX-XX-Q-XX

No OF POSITIONS
-05 THRU -50

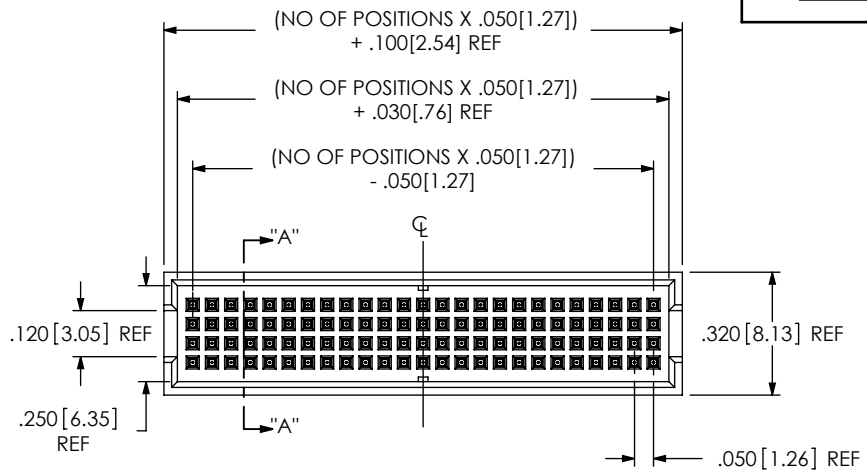
OPTION
-LC: LOCKING CLIP
USE 2 LC-05-TM
(SEE FIGURE 2, NOTE 3) [AJ]

LEAD STYLE (SEE TABLE 1)
-01: THROUGH HOLE
-11: THROUGH HOLE
-31: THROUGH HOLE
-61: THROUGH HOLE

BODY SPECIFICATION
-Q: FOUR ROW

[AK] PLATING SPECIFICATIONS
(SEE TABLE 1)

- S: SELECTIVE, 30 Au / 50 Ni MIN ON CONTACT, MATTE TIN TAIL
- SM: SELECTIVE, 30 Au / 50 Ni MIN ON CONTACT, MATTE TIN TAIL
- L: LIGHT SELECTIVE, 15 Au / 50 Ni MIN ON CONTACT, MATTE TIN TAIL



[AK]

		TABLE 1							
LEAD STYLE	PLATING	"A"	"B"	"C"	"D"	USE TERMINAL	USE BODY	PACKAGING TUBE	PLUG
-01	L	.2200[5.59]	.1335[3.39]	.4285[10.88]	.075[1.91]	T-1R16-01-P-2	MOLC-XX-Q-01	PT-1-24-06-15	TP-09
	-S,-SM,-L					T-1R16-01-X-2			
-11	-S,-SM,-L	.2885[7.33]	.1435[3.65]	.6400[16.26]	.075[1.91]	T-1R20-03-XXX	MOLC-XX-Q-02	PT-1-24-15-29	TP-07
-31	-S,-SM,-L	.4335[11.01]	.1435[3.65]	.6400[16.26]	.075[1.91]	T-1R20-02-XXX	MOLC-XX-Q-04	PT-1-24-01-40	TP-13
-61	-S,-SM,-L	.2200[5.58]	.1435[3.65]	.6400[16.26]	.140[3.56]	T-1R16-04-XXX	MOLC-XX-Q-01	PT-1-24-15-29	TP-07

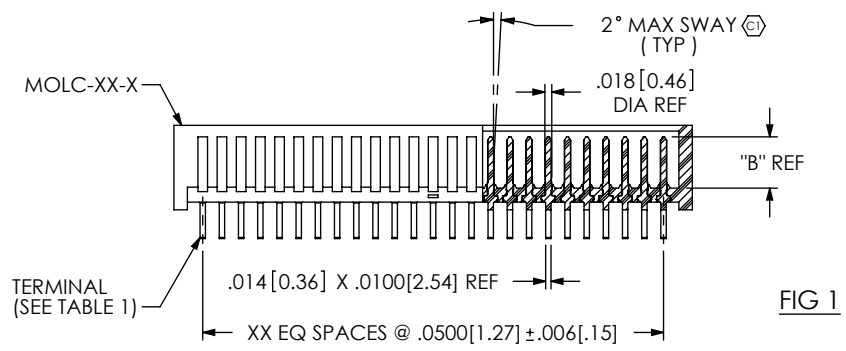
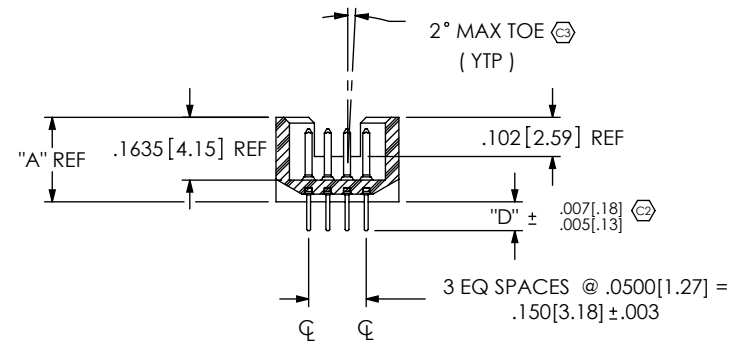


FIG 1



SECTION "A"-"A"

SAME AS FIG. 1 UNLESS OTHERWISE SHOWN

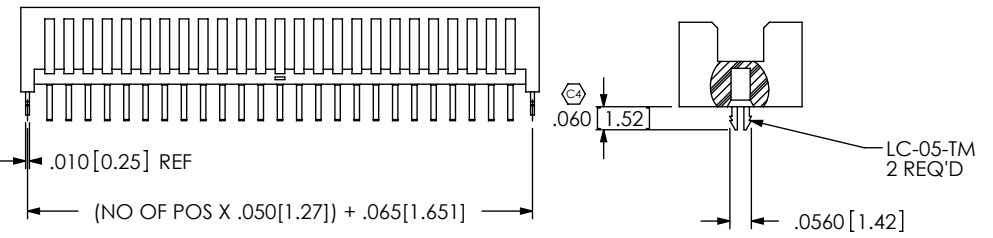


FIG. 2

UNLESS OTHERWISE SPECIFIED, DIMENSIONS ARE IN INCHES. TOLERANCES ARE:
DECIMALS ANGLES
.XX: ±.01 [.3]
.XXX: ±.005 [.13]
.XXXX: ±.0020 [.051]

PROPRIETARY NOTE
THIS DOCUMENT CONTAINS INFORMATION CONFIDENTIAL AND PROPRIETARY TO SAMTEC, INC. AND SHALL NOT BE REPRODUCED OR TRANSFERRED TO OTHER DOCUMENTS OR DISCLOSED TO OTHERS OR USED FOR ANY PURPOSE OTHER THAN THAT WHICH IT WAS OBTAINED WITHOUT THE EXPRESSED WRITTEN CONSENT OF SAMTEC, INC.

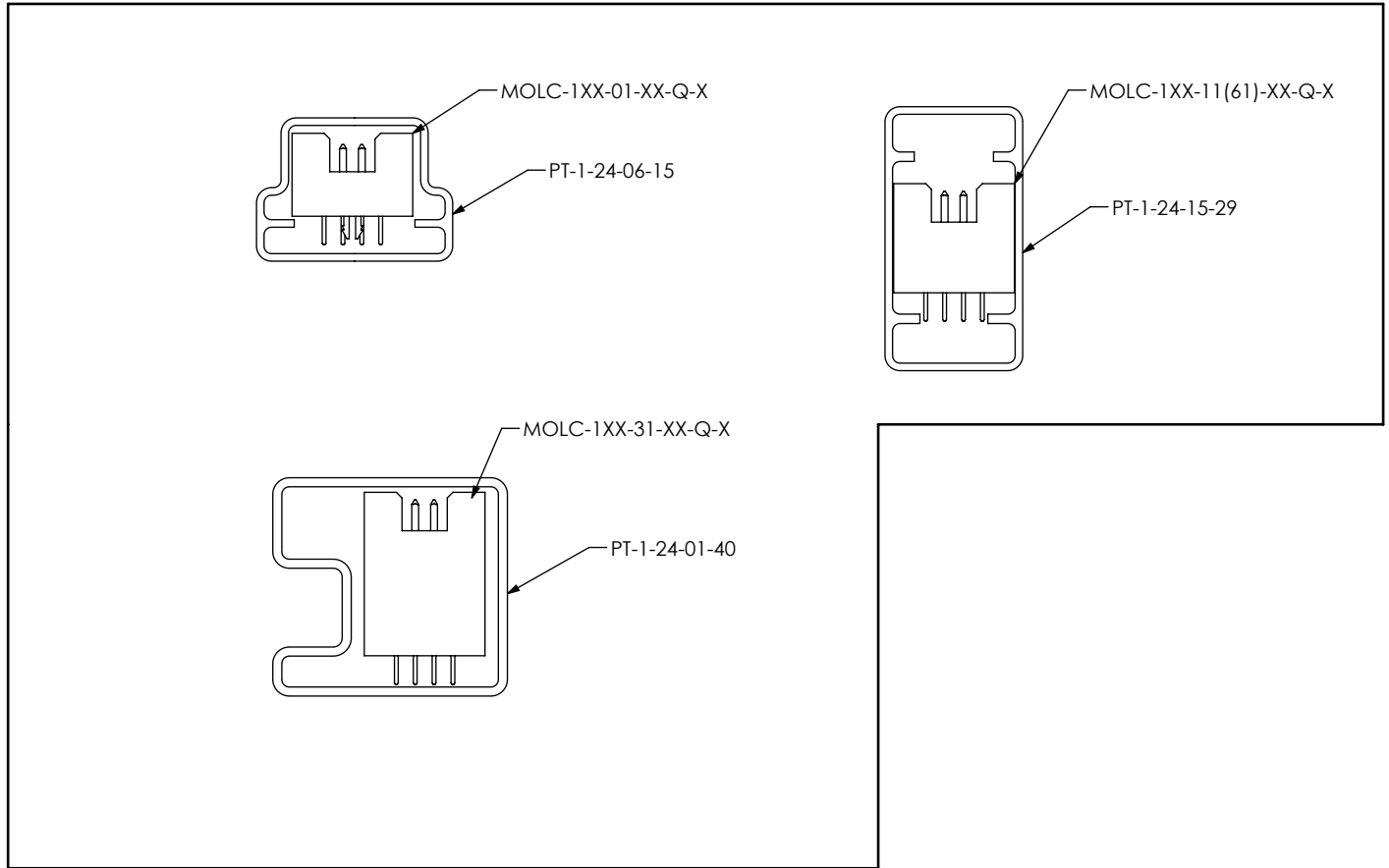


520 PARK EAST BLVD, NEW ALBANY, IN 47150
PHONE: 812-944-6733 FAX: 812-948-5047
e-Mail: info@SAMTEC.com code: 55322

MATERIAL: DO NOT SCALE DRAWING SHEET SCALE: 2:1
INSULATOR: VECTRA E130, LCP, UL 94 VO
COLOR: BLACK
TERMINAL: PHOS BRONZE, CA540 1/2 HARD

DESCRIPTION: THROUGH HOLE .050 X .050
DWG. NO. MOLC-1XX-XX-XX-Q-XX
BY: T WHELAN 05/23/05 SHEET 1 OF 2

**PACKAGING VIEWS
(REF SHEET 1, TABLE 1)**



UNLESS OTHERWISE SPECIFIED,
DIMENSIONS ARE IN INCHES.
TOLERANCES ARE:
DECIMALS ANGLES
.XX: ±.01 [.3] 2°
.XXX: ±.005 [.13]
.XXXX: ±.0020 [.051]

PROPRIETARY NOTE
THIS DOCUMENT CONTAINS INFORMATION
CONFIDENTIAL AND PROPRIETARY TO
SAMTEC, INC. AND SHALL NOT BE REPRODUCED
OR TRANSFERRED TO OTHER DOCUMENTS OR
DISCLOSED TO OTHERS OR USED FOR ANY
PURPOSE OTHER THAN THAT WHICH IT WAS
OBTAINED WITHOUT THE EXPRESSED WRITTEN
CONSENT OF SAMTEC, INC.

samtec
520 PARK EAST BLVD, NEW ALBANY, IN 47150
PHONE: 812-944-6733 FAX: 812-948-5047
e-Mail: info@SAMTEC.com code: 55322

MATERIAL: DO NOT SCALE DRAWING SHEET SCALE: 2:1
INSULATOR: VECTRA E130, COLOR: BLACK
CONTACT OR TERMINAL:
MAX FLASH ALLOWED: .002[.05]
MAX GATE VESTIGE: .002[.05]
F:\DWG\MISC\MKTG\MOLC-1XX-XX-XX-Q-XX-MKT.SLDDRW

DESCRIPTION:
THROUGH HOLE .050 X .050
DWG. NO. MOLC-1XX-XX-XX-Q-XX
BY: T WHELAN 05/23/05 SHEET 2 OF 2