

QUADRAPHASE MODULATORS

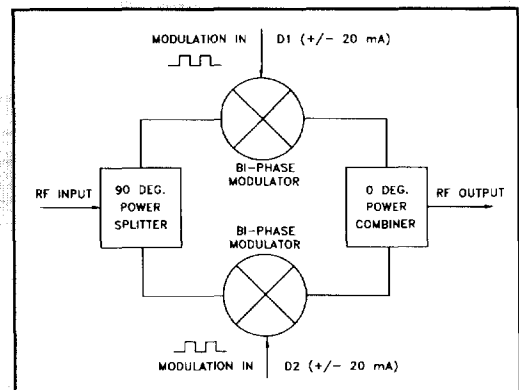
Frequency Range (MHz)	Insertion Loss (dB) max.	1 dB Comp. Pt. (dBm) min.	Amplitude Balance (dB) max.	Phase Balance (Deg) max.	VSWR max.	P/N
10.2-11.3	7.0	+4	0.4	2.0	1.50:1	MT-01-*
20.3-22.4	7.0	+4	0.4	2.0	1.50:1	MT-02-*
28.5-31.5	7.0	+4	0.4	2.0	1.50:1	MT-03-*
57.0-63.0	7.0	+4	0.4	2.0	1.50:1	MT-04-*
66.5-73.5	7.0	+4	0.4	2.0	1.50:1	MT-05-*
95.0-105	7.0	+4	0.4	3.0	1.50:1	MT-06-*
100-120	7.0	+4	0.4	2.0	1.50:1	MT-110-E
133-147	7.0	+4	0.4	3.0	1.50:1	MT-07-*
190-210	7.0	+4	0.4	3.0	1.50:1	MT-08-*
220-260	7.0	+4	0.4	3.0	1.50:1	MT-240-E
285-315	7.0	+4	0.4	4.0	1.50:1	MT-09-*
380-420	7.5	+4	0.7	4.0	1.70:1	MT-10-*
810-830	8.0	+4	0.8	6.0	1.70:1	MT-11-*
865-900	8.0	+4	0.8	6.0	1.70:1	MT-12-*
935-960	8.0	+4	0.8	6.0	1.70:1	MT-13-*
1425-1575	9.0	+4	1.0	7.0	1.70:1	MT-14-*
1710-1735	9.5	+4	1.0	7.0	1.70:1	MT-15-*
1805-1880	9.5	+4	1.0	7.0	1.70:1	MT-16-*
10-20	7.0	+4	0.7	5.0	1.70:1	MO-01-**
20-40	7.0	+4	0.7	5.0	1.70:1	MO-02-**
40-80	7.5	+4	0.7	5.0	1.70:1	MO-03-**
60-120	7.5	+4	0.7	5.0	1.70:1	MO-04-**
100-190	8.0	+4	0.8	5.0	1.70:1	MO-05-**
150-280	8.0	+4	0.8	5.0	1.70:1	MO-06-**
200-370	8.5	+4	0.8	5.0	1.70:1	MO-07-**
300-550	8.5	+4	0.8	6.0	1.70:1	MO-08-**
10-50	9.0	+4	0.6	7.0	1.70:1	MO-09-***
30-150	9.0	+4	0.6	7.0	1.70:1	MO-10-***
50-250	9.0	+4	0.6	7.0	1.70:1	MO-11-***

Modulators/
Demodulators

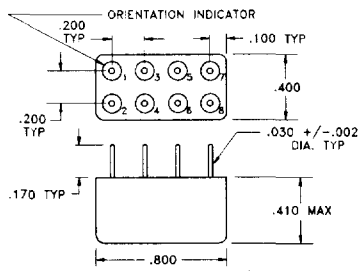
- * Available in outline # 102, 105, 302, 412, & E
- ** Available in outline # 105 & 302, 412, & F
- *** Available in outline # 412

SMA female connectors standard on outline #412, refer to page 98 for more information.

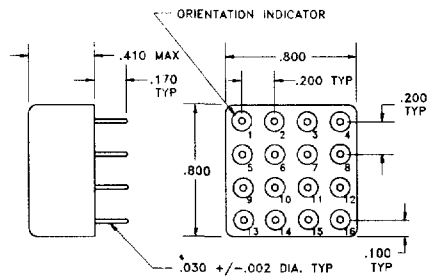
Notes: Specifications are for a drive current of ± 20 mA.
Maximum RF input power is +10 dBm.



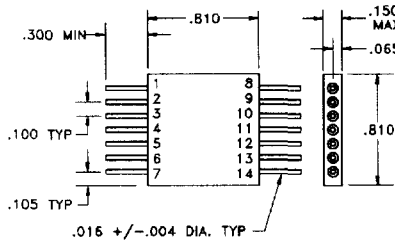
QUADRAPHASE MODULATORS



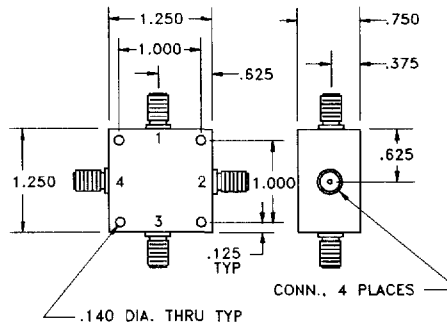
Outline 102



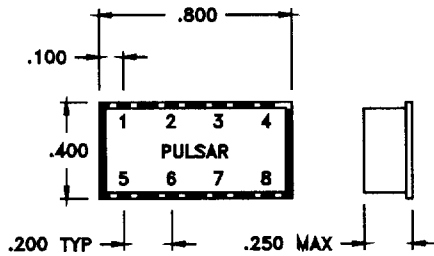
Outline 105



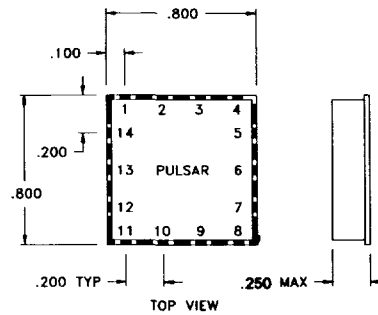
Outline 302



Outline 412



Outline E



Outline F

Modulators/
Demodulators

Port Configuration

Outline	Input	Output	D1	D2	Ground
102	8	1	3	4	2,5,6,7
105	16	1	13	4	2,3,5-12,14,15
302	1	14	5	12	2-4,6-11,13
412	1	3	2	4	Housing
E	5	4	3	7	1,2,6,8
F	12	6	9	3	All Others

Truth Table

Phase (Deg.)	D1 (mA)	D2 (mA)
0	+20	+20
90	+20	-20
180	-20	-20
270	-20	+20