

Coaxial

# Power Splitter/Combiner

## ZFSC-8375

8 Way-0° 75Ω 50 to 90 MHz

### Maximum Ratings

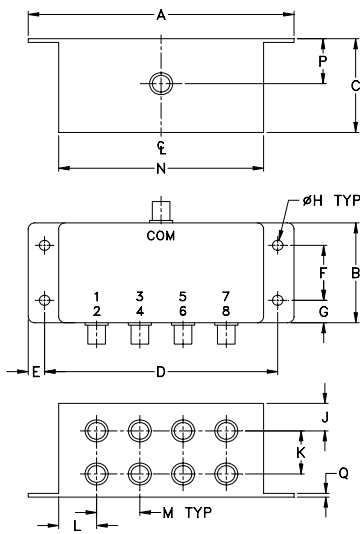
Operating Temperature	-55°C to 100°C
Storage Temperature	-55°C to 100°C
Power Input (as a splitter)	1W max.
Internal Dissipation	0.62W max.

Permanent damage may occur if any of these limits are exceeded.

### Coaxial Connections

SUM PORT	S(COM)
PORT 1,2,3,4,5,6,7,8	1,2,3,4,5,6,7,8

### Outline Drawing



### Outline Dimensions (inch/mm)

A	B	C	D	E	F	G	H
4.06	1.60	1.50	3.56	.24	.88	.36	.160
103.12	40.64	38.10	90.42	6.10	22.35	9.14	4.06
J	K	L	M	N	P	Q	wt.
.40	.69	.58	.66	3.13	.72	.06	grams
10.16	17.53	14.73	16.76	79.50	18.29	1.52	200

### Features

- good isolation, 30 dB typ.
- excellent amplitude unbalance, 0.1 dB typ.
- excellent phase unbalance, 1 deg. typ.
- excellent VSWR, 1.15 typ.
- rugged shielded case

### Applications

- VHF
- radio communications



BNC version shown  
CASE STYLE: R29

Connectors	Model	Price	Qty.
BNC	ZFSC-8375	\$119.95	(1-9)

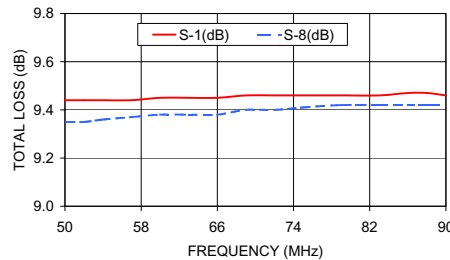
### Electrical Specifications

FREQ. RANGE (MHz)	ISOLATION (dB)		INSERTION LOSS (dB) ABOVE 9.0 dB		PHASE UNBALANCE (Degrees)	AMPLITUDE UNBALANCE (dB)
$f_L$ - $f_U$	Typ.	Min.	Typ.	Max.	Max.	Max.
50-90	30	25	1.0	1.3	2.0	0.2

### Typical Performance Data

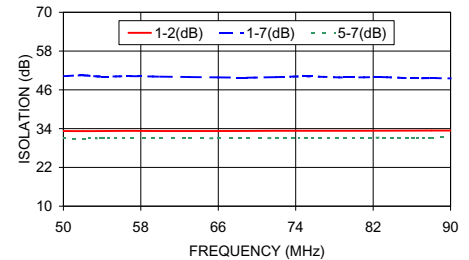
Freq. (MHz)	Total Loss <sup>1</sup> (dB)						Amp. Unbal. (dB)	Isolation (dB)				Phase Unbal. (deg.)	VSWR S	VSWR 1	VSWR 8
	S-1	S-2	S-3	S-4	S-6	S-8		1-2	1-7	3-4	5-7				
50.00	9.44	9.45	9.43	9.45	9.35	9.35	0.10	33.25	50.24	30.97	30.95	0.50	1.14	1.08	1.07
52.00	9.44	9.45	9.44	9.44	9.35	9.35	0.10	33.23	50.49	30.97	30.94	0.52	1.14	1.08	1.07
54.00	9.44	9.45	9.44	9.45	9.36	9.36	0.09	33.26	50.10	31.00	30.98	0.50	1.14	1.08	1.07
57.00	9.44	9.45	9.45	9.44	9.37	9.37	0.08	33.31	50.24	31.00	30.96	0.42	1.14	1.08	1.07
60.00	9.45	9.45	9.45	9.45	9.37	9.38	0.08	33.27	50.09	31.01	30.96	0.38	1.15	1.08	1.07
63.00	9.45	9.44	9.44	9.44	9.38	9.38	0.07	33.27	49.96	31.04	30.99	0.37	1.15	1.08	1.08
66.00	9.45	9.45	9.45	9.45	9.38	9.38	0.07	33.25	49.85	31.08	31.04	0.35	1.15	1.08	1.08
69.00	9.46	9.46	9.45	9.46	9.40	9.40	0.07	33.28	49.76	31.13	31.04	0.36	1.15	1.08	1.08
72.00	9.46	9.46	9.46	9.46	9.40	9.40	0.06	33.32	49.94	31.14	31.08	0.38	1.15	1.08	1.08
75.00	9.46	9.46	9.46	9.47	9.41	9.41	0.06	33.32	50.15	31.19	31.13	0.36	1.15	1.08	1.08
79.00	9.46	9.47	9.45	9.47	9.41	9.42	0.06	33.32	49.84	31.26	31.13	0.40	1.15	1.09	1.08
83.00	9.46	9.46	9.46	9.47	9.42	9.42	0.05	33.36	49.93	31.29	31.20	0.44	1.15	1.09	1.08
86.00	9.47	9.47	9.46	9.47	9.42	9.42	0.05	33.37	49.56	31.34	31.26	0.45	1.15	1.09	1.08
88.00	9.47	9.46	9.46	9.47	9.42	9.42	0.05	33.41	49.63	31.39	31.25	0.49	1.15	1.09	1.08
90.00	9.46	9.46	9.46	9.46	9.42	9.42	0.05	33.41	49.55	31.42	31.30	0.49	1.15	1.09	1.08

ZFSC-8375 TOTAL LOSS

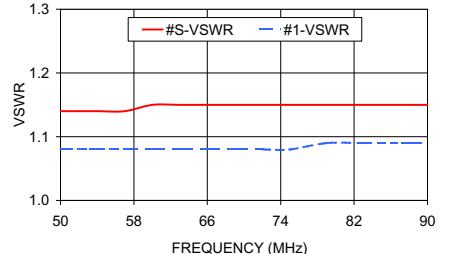


1. Total Loss = Insertion Loss + 9dB splitter loss.


ZFSC-8375 ISOLATION



ZFSC-8375 VSWR



### electrical schematic



For detailed performance specs & shopping online see web site

P.O. Box 350166, Brooklyn, New York 11235-0003 (718) 934-4500 Fax (718) 332-4661 The Design Engineers Search Engine [minicircuits.com](http://www.minicircuits.com) Provides ACTUAL Data Instantly at [minicircuits.com](http://www.minicircuits.com)

Notes: 1. Performance and quality attributes and conditions not expressly stated in this specification sheet are intended to be excluded and do not form a part of this specification sheet. 2. Electrical specifications and performance data contained herein are based on Mini-Circuit's applicable established test performance criteria and measurement instructions. 3. The parts covered by this specification sheet are subject to Mini-Circuits standard limited warranty and terms and conditions (collectively, "Standard Terms"); Purchasers of this part are entitled to the rights and benefits contained therein. For a full statement of the Standard Terms and the exclusive rights and remedies thereunder, please visit Mini-Circuits' website at [www.minicircuits.com/MCLStore/terms.jsp](http://www.minicircuits.com/MCLStore/terms.jsp).

REV. B  
M127604  
ZFSC-8375  
HY/TD/CP/AM  
100615