

# 1 mm ZIF FFC/FPC SOCKET ZF1 SERIES

## SPECIFICATIONS

For complete specifications see [www.samtec.com/ZF1](http://www.samtec.com/ZF1)

**Insulator Material:**

Liquid Crystal Polymer

**Contact Material:**

Phosphor Bronze

**Plating:**

Tin/Lead over 40µ" (1,02µm) Ni

**Weld Tab:**

Phosphor Bronze

**Operating Temp Range:**

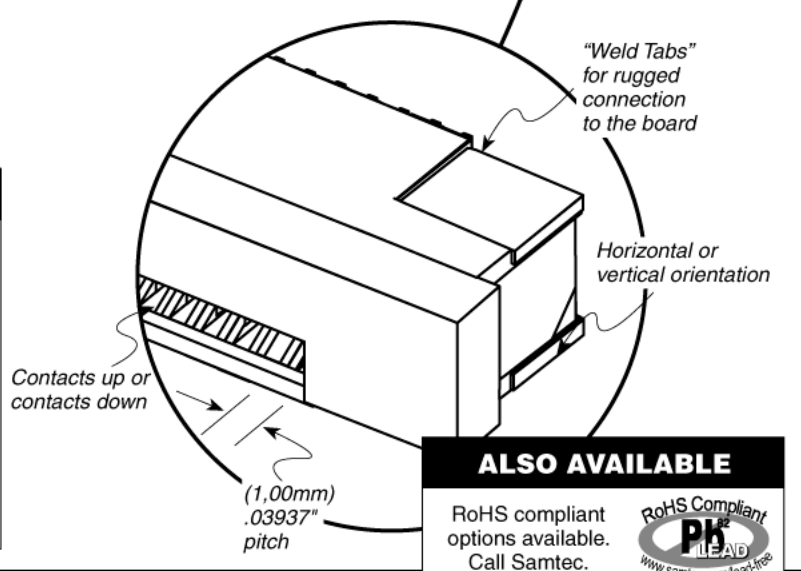
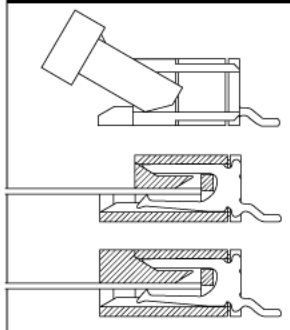
-55°C to +105°C

**Note:** Some lengths, styles and options are non-standard, non-returnable.



**Mates with:**  
FJ and flex cable with contact/stiffener thickness of (0,30mm) .012"

## APPLICATION



## ALSO AVAILABLE

RoHS compliant options available. Call Samtec.



## Processing:

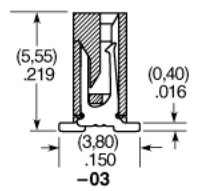
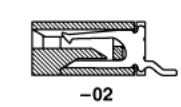
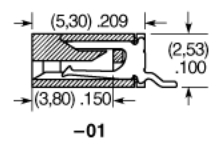
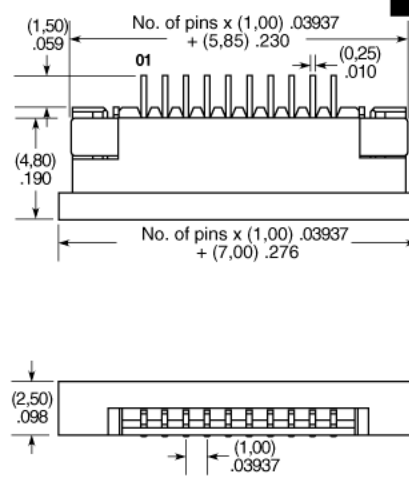
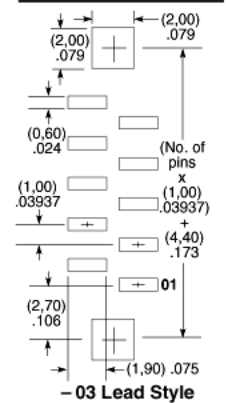
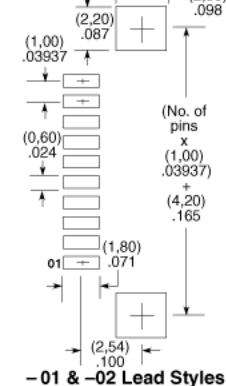
**Max Processing Temp:** 230°C for 60 seconds

**Lead-Free Solderable:** No. Call Samtec

**SMT Lead Coplanarity:** (0,10mm) .004" max

**Suggested PCB Layouts:** For reference only. Please contact Samtec or go to [www.samtec.com/ZF1](http://www.samtec.com/ZF1) for recommended PCB layout.

ZF1	NO. OF POSITIONS	LEAD STYLE	PLATING OPTION	WT	OPTION
	-05, -10, -15, -16, -20, -25, -30	-01 = Contact Bottom -02 = Contact Top -03 = Top Entry	-T = Tin/Lead	-WT = Weld Tab	-TR = Tape & Reel Packaging



Due to technical progress, all designs, specifications and components are subject to change without notice.

[WWW.SAMTEC.COM](http://WWW.SAMTEC.COM)