UNCONTROLLED DOCUMENT

PART NUMBER
SML-LX5731SYC-TR

REV.

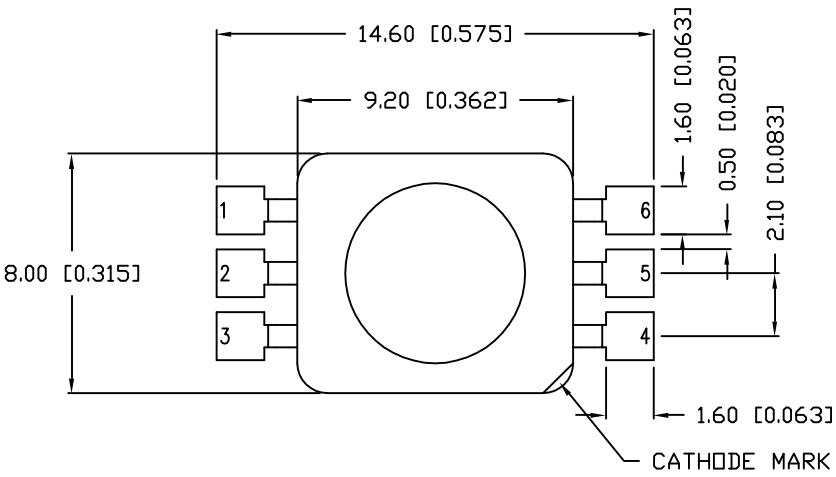

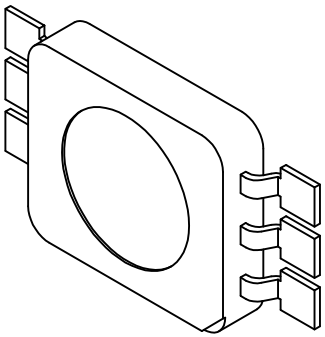

PIN LAYOUT:

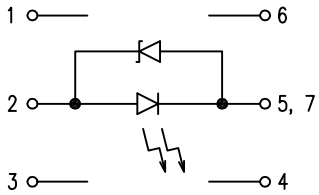

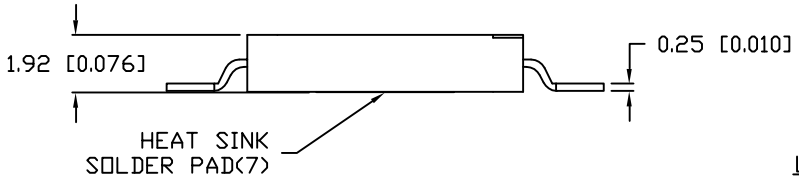

ELECTRO-OPTICAL CHARACTERISTICS T_A=25°C

PARAMETER	SYMBOL	MIN	TYP	MAX	UNITS	TEST COND
PEAK WAVELENGTH			590		nm	
FORWARD VOLTAGE	V_f		2.0	2.5	V	I_f=350mA
REVERSE VOLTAGE	V_r	5			V	I_r=10µA
AXIAL INTENSITY	I_v		25		lm	I_f=350mA
VIEWING ANGLE			130		2x theta	
EMITTED COLOR:	YELLOW					
EPOXY LENS FINISH:	CLEAR					

LIMITS OF SAFE OPERATION AT 25°C

PARAMETER	MAX	UNITS
PEAK FORWARD CURRENT*	500	mA
STEADY CURRENT	350	mA
POWER DISSIPATION	1.5	W
DERATE FROM 25°C	−1.2	mW/°C
OPERATING, STORAGE TEMP.	−35 TO +85	°C

*T<10µS

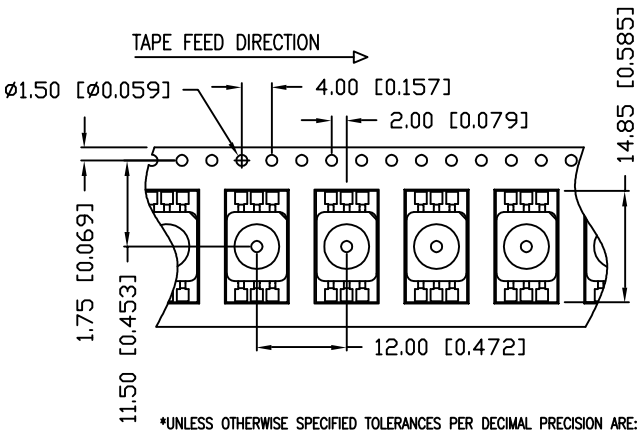

LEAD FREE REFLOW PROFILE

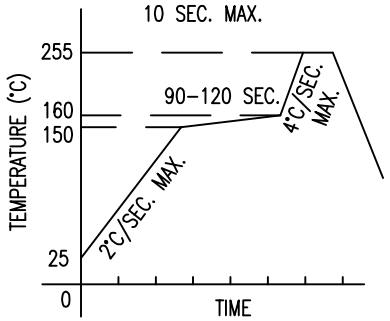

TOTAL TIME ABOVE 220°C IS 60 SECONDS MAX.

RECOMMENDED SOLDER PAD LAYOUT

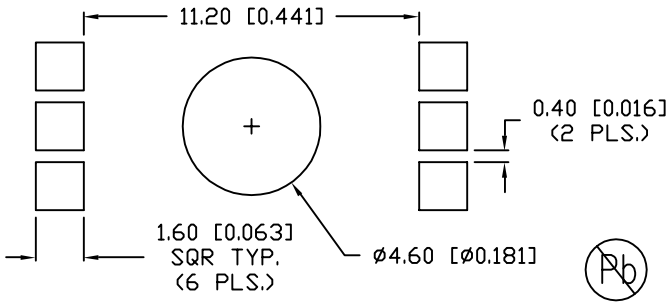

UNCONTROLLED DOCUMENT

*UNLESS OTHERWISE SPECIFIED TOLERANCES PER DECIMAL PRECISION ARE: X=±1 (±0.039), X.X=±0.5 (±0.020), X.XX=±0.25 (±0.010), X.XXX=±0.127 (±0.005). LEAD SIZE=±0.05 (±0.002), LEAD LENGTH=±0.75 (±0.030). MIN=+DECIMAL PRECISION −0.00 MAX.=+0.00 −DECIMAL PRECISION

REV.

PART NUMBER
SML-LX5731SYC-TR

14.60mm x 8.00mm SURFACE MOUNT HIGH POWER LED, 590nm AlInGaP YELLOW LED, CLEAR LENS, 1W, 800 PECIES PER TAPE AND REEL.

CONFIDENTIAL INFORMATION
THE INFORMATION CONTAINED IN THIS DOCUMENT IS THE PROPERTY OF LUMEX INC. EXCEPT AS SPECIFICALLY AUTHORIZED IN WRITING BY LUMEX INC., THE HOLDER OF THIS DOCUMENT SHALL KEEP ALL INFORMATION CONTAINED HEREIN CONFIDENTIAL AND SHALL PROTECT SAME IN WHOLE OR IN PART FROM DISCLOSURE AND DISSEMINATION TO ALL THIRD PARTIES.

RELIABILITY NOTE
OUR MANY YEARS OF EXPERIENCE DATA ACCUMULATION INDICATE THAT SOLDER HEAT IS A MAJOR CAUSE OF EARLY AND FUTURE FAILURE. PLEASE PAY ATTENTION TO YOUR SOLDERING PROCESS.

LUMEX INC. We Tame Photons To Work For You
290 E. HELEN ROAD
PALATINE, IL 60067-6976
PHONE: +1.847.359.2790
US WEB: www.lumex.com
TW WEB: www.lumex.com.tw

DRAWN BY:	CHECKED BY:	APPROVED BY:	DATE: 10.02.07
JN			PAGE: 1 OF 1
			SCALE: N/A