

DIMENSIONS ARE IN INCHES		UNLESS OTHERWISE NOTED		TOLERANCES ARE:	TITLE:	DWG NO:
ONE PLACE DECIMALS: ±	THREE PLACE DECIMALS: ±	TOLERANCES ARE:		ANGLES ±	PIN GRID ARRAY	MXAX-XXX-XXXX-XX-X
TWO PLACE DECIMALS: ±	FOUR PLACE DECIMALS: ±					SHEET 1 OF 8

TABLE 1
BODY SPECIFICATION
(SEE SHEET 4 THRU 7 FOR FIG.)
(* : CUT TO "A" DIM IN BODY DETAIL)

PART NUMBER	BODY	"A" ± ^{.015 F.381} / _{.010 L.25}	FIG.
MHAX-XXX-XXXX-08	HSC-20*	.800 [20.32]	1 THRU 9
MHAX-XXX-XXXX-09	HSC-20*	.900 [22.86]	10 THRU 78
MHAX-XXX-XXXX-10	HSC-20*	1.000 [25.40]	79 THRU 121
MHAX-XXX-XXXX-11X	HSC-20*	1.100 [27.94]	122 THRU 254
MHAX-XXX-XXXX-12X	HSC-20*	1.200 [30.48]	255 THRU 305
MHAX-XXX-XXXX-13X	HSC-20*	1.300 [33.02]	306 THRU 422
MHAX-XXX-XXXX-14X	HSC-20*	1.400 [35.56]	435 THRU 507
MHAX-XXX-XXXX-15X	HSC-20*	1.500 [38.10]	512 THRU 580
MHAX-XXX-XXXX-16	HSC-20*	1.600 [40.64]	581 THRU 593
MHAX-XXX-XXXX-17X	HSC-20*	1.700 [43.18]	594 THRU 630
MHAX-XXX-XXXX-18	HSC-20*	1.800 [45.72]	631 THRU 643
MHAX-XXX-XXXX-19	HSC-20*	1.900 [48.26]	644 THRU 652
MHAX-XXX-XXXX-20	HSC-20	2.00±.002 [50.80±.05]	653

PART NUMBER	BODY	"A" ± ^{.000 F.00} / _{.005 L.13}	FIG.
MPAX-XXX-XXXX-08	PGAS-8-64	.800 [20.32]	1 THRU 9
MPAX-XXX-XXXX-09	PGAS-9-81	.900 [22.86]	10 THRU 78
MPAX-XXX-XXXX-10	PGAS-10-100	1.000 [25.40]	79 THRU 121
MPAX-064-XXXX-10	PGAS-10-64-C	1.000 [25.40]	111
MPAX-068-XXXX-10	PGAS-10-68-C	1.000 [25.40]	99
MPAX-XXX-XXXX-11X	PGAS-11-121	1.100 [27.94]	122 THRU 254
MPAX-068-XXXX-11	PGAS-11-68-C	1.100 [27.94]	226
MPAX-072-XXXX-11B	PGAS-11-72-C	1.100 [27.94]	202
MPAX-073-XXXX-11A	PGAS-11-73-C	1.100 [27.94]	186
MPAX-084-XXXX-11C	PGAS-11-84-C	1.100 [27.94]	166
MPAX-XXX-XXXX-12X	PGAS-12-144	1.200 [30.48]	255 THRU 305
MPAX-XXX-XXXX-13X	PGAS-13-169	1.300 [33.02]	306 THRU 422
MPAX-120-XXXX-13B	PGAS-13-120-C	1.300 [33.02]	366
MPAX-121-XXXX-13B	PGAS-13-121-C	1.300 [33.02]	358
MPAX-132-XXXX-13A	PGAS-13-132-C	1.300 [33.02]	330
MPAX-XXX-XXXX-14X	PGAS-14-196	1.400 [35.56]	435 THRU 507
MPAX-132-XXXX-14	PGAS-14-132-C	1.400 [35.56]	489
MPAX-XXX-XXXX-15X	PGAS-15-225	1.500 [38.10]	512 THRU 580
MPAX-XXX-XXXX-16	PGAS-16-256	1.600 [40.64]	581 THRU 593
MPAX-XXX-XXXX-17X	PGAS-17-289	1.700 [43.18]	594 THRU 630

PART NUMBER	BODY	"A" ± ^{.000 F.00} / _{.005 L.13}	FIG.
MVAX-056-XXXX-09	PGAS-9-56-0	.9000 [22.86]	46
MVAX-XXX-XXXX-10	PGAS-10-68-0	1.000 [25.40]	79 THRU 121
MVAX-064-XXXX-10	PGAS-10-64-0	1.000 [25.40]	111
MVAX-068-XXXX-10A	PGAS-10-68-0A	1.000 [25.40]	100
MVAX-XXX-XXXX-11X	PGAS-11-72-0	1.100 [27.94]	122 THRU 254
MVAX-044-XXXX-11A	PGAS-11-68-0	1.100 [27.94]	246
MVAX-064-XXXX-11	PGAS-11-68-0	1.100 [27.94]	242
MVXX-065-XXXX-11A	PGAS-11-68-0	1.100 [27.94]	234
MVXX-065-XXXX-11B	PGAS-11-68-0	1.100 [27.94]	238
MVAX-068-XXXX-11	PGAS-11-68-0	1.100 [27.94]	226
MVAX-069-XXXX-11	PGAS-11-73-0	1.100 [27.94]	222
MVAX-072-XXXX-11A	PGAS-11-73-0	1.100 [27.94]	198
MVAX-073-XXXX-11A	PGAS-11-73-0	1.100 [27.94]	186
MVAX-083-XXXX-11	PGAS-11-84-0	1.100 [27.94]	170
MVAX-084-XXXX-11C	PGAS-11-84-0	1.100 [27.94]	166
MVAX-108-XXXX-12	PGAS-12-108-0	1.200 [30.48]	273
MVAX-120-XXXX-12	PGAS-12-120-0	1.200 [30.48]	261
MVAX-XXX-XXXX-13X	PGAS-13-120-0	1.300 [33.02]	306 THRU 422
MVAX-088-XXXX-13A	PGAS-13-88-0	1.300 [33.02]	403
MVAX-121-XXXX-13A	PGAS-13-121-0A	1.300 [33.02]	354
MVAX-121-XXXX-13B	PGAS-13-121-0	1.300 [33.02]	358
MVAX-121-XXXX-13C	PGAS-13-121-0C	1.300 [33.02]	360
MVAX-132-XXXX-13A	PGAS-13-132-0	1.300 [33.02]	330


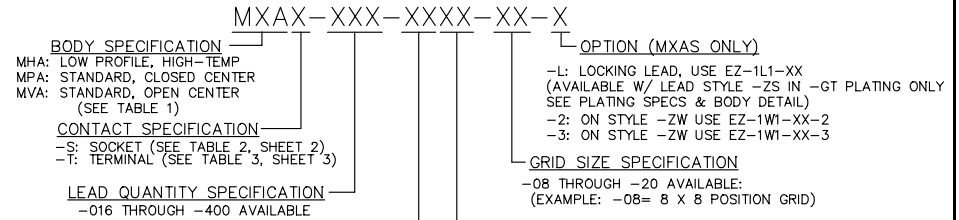


TABLE 1
BODY SPECIFICATION (CONT.)
(SEE SHEET 4 THRU 7 FOR FIG.)

PART NUMBER	BODY	"A" ± ^{.000 F.00} / _{.005 L.13}	FIG.
MVAX-XXX-XXXX-14	PGAS-14-132-0	1.400 [35.56]	435 - 507
MVAX-096-XXXX-14	PGAS-14-96-0	1.400 [35.56]	503
MVAX-133-XXXX-14	PGAS-14-133-0	1.400 [35.56]	485
MVAX-135-XXXX-14	PGAS-14-135-0	1.400 [35.56]	481
MVAX-100-XXXX-15	PGAS-15-100-0	1.500 [38.10]	580
MVAX-142-XXXX-15	PGAS-15-142-0	1.500 [38.10]	573
MVAX-144-XXXX-15	PGAS-15-144-0	1.500 [38.10]	568
MVAX-149-XXXX-15C	PGAS-15-149-0	1.500 [38.10]	557
MVAX-176-XXXX-15	PGAS-15-176-0	1.500 [38.10]	541
MVAX-179-XXXX-15	PGAS-15-179-0	1.700 [43.18]	540
MVAX-112-XXXX-16	PGAS-16-112-0	1.600 [40.64]	591
MVAX-155-XXXX-16	PGAS-16-155-0	1.600 [40.64]	590
MVAX-XXX-XXXX-17	PGAS-17-168-0	1.700 [43.18]	594-630
MVAX-145-XXXX-17	PGAS-17-145-0	1.700 [43.18]	622
MVAX-144-XXXX-17	PGAS-17-145-0	1.700 [43.18]	626
MVAX-168-XXXX-17A	SOGA-17-168-0A	1.700 [43.18]	619
MVAX-169-XXXX-17	PGAS-17-169-0	1.700 [43.18]	617
MVAX-169-XXXX-17A	PGAS-17-169-0A	1.700 [43.18]	616
MVAX-169-XXXX-17B	SOGA-17-169-0B	1.700 [43.18]	616
MVAX-169-XXXX-17C	SOGA-17-169-0	1.700 [43.18]	617
MVAX-209-XXXX-17	PGAS-17-209-0	1.700 [43.18]	615

Do not scale from this print

PROPRIETARY NOTE
THIS DOCUMENT CONTAINS INFORMATION CONFIDENTIAL AND PROPRIETARY TO SAMTEC INC AND SHALL NOT BE REPRODUCED OR TRANSMITTED TO OTHERS OR USED FOR ANY PURPOSE OTHER THAN THAT FOR WHICH IT WAS OBTAINED WITHOUT THE EXPRESSED WRITTEN CONSENT OF SAMTEC INC.

MISC WKTS
MXAXKIT

samtec

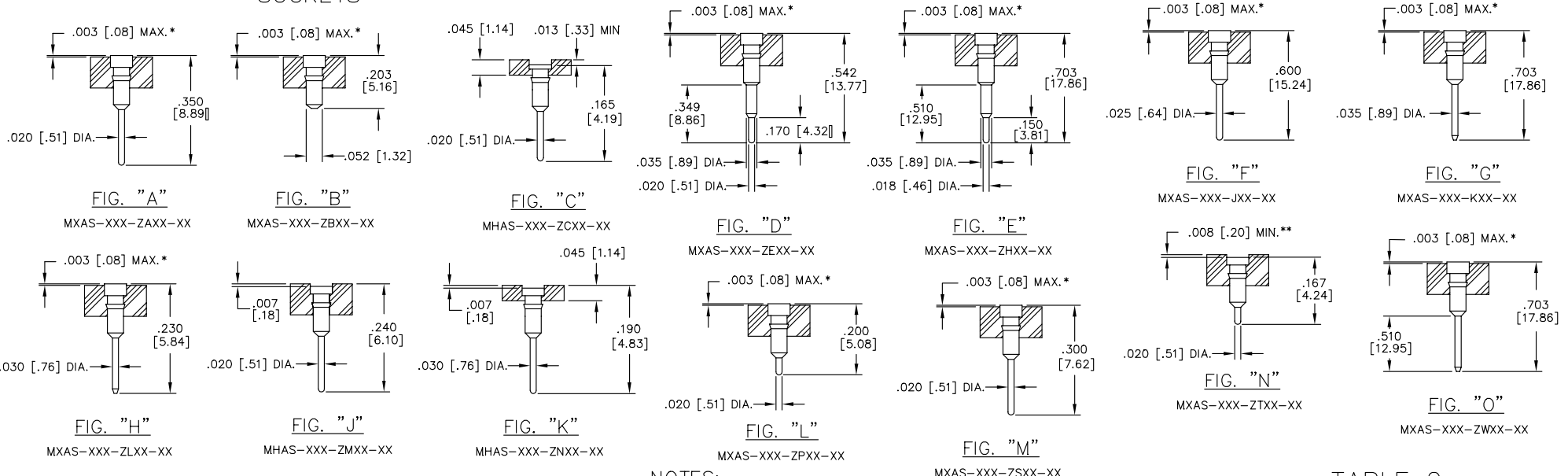
520 PARK EAST BLVD. NEW ALBANY, INDIANA 47150
PHONE (812) 944-6733 P.O. BOX 1147
CODE 55322

MADE BY: L. WILLIAMS 12-12-85	ENGINEER APPROVAL	MXAX-XXX-XXXX-XX-X SHEET 1 OF 8
CHECKED BY:		

ASSEMBLY INSTRUCTIONS.

DIMENSIONS ARE IN INCHES		UNLESS OTHERWISE NOTED		TOLERANCES ARE:	TITLE:	DWG NO:
ONE PLACE DECIMALS: ±	TWO PLACE DECIMALS: ±	THREE PLACE DECIMALS: ±	FOUR PLACE DECIMALS: ±	ANGLES ±	PIN GRID ARRAY	MXAX-XXX-XXXX-XX-X SHEET 2 OF 8

SOCKETS



NOTES:

1. ALL DIMENSIONS ARE FOR REFERENCE ONLY. FOR ACTUAL SPECIFICATIONS SEE INDIVIDUAL COMPONENT PRINTS.
2. * : FOR THE "MHAS" BODY STYLE THIS DIMENSION SHALL BE .010 [.25] MAX.
3. ** : FOR THE "MHAS" BODY STYLE THIS DIMENSION SHALL BE .003 [.08] MIN.
4. ALL BODIES SHOWN ARE .100 [2.54] (REF) THICK UNLESS OTHERWISE SHOWN. SEE PGAS-XX-XXX COMPONENT PRINT FOR ACTUAL DIMENSIONS.

Do not scale from this print

PROPRIETARY NOTE
THIS DOCUMENT CONTAINS INFORMATION CONFIDENTIAL AND PROPRIETARY TO SAMTEC INC. AND SHALL NOT BE REPRODUCED OR TRANSFERRED TO OTHER DOCUMENTS OR DISCLOSED TO OTHERS OR USED FOR ANY PURPOSE OTHER THAN THAT FOR WHICH IT WAS OBTAINED WITHOUT THE EXPRESSED WRITTEN CONSENT OF SAMTEC INC.

TABLE 2
SOCKET SPECIFICATION
(SEE SHEET 2 FOR FIG.)

LEAD STYLE	SOCKET	FIG.
-ZA	EZ-6P1-XX	A
-ZB	EZ-1S1-XX	B
-ZC **	EZ-8P1-XX	C
-ZE *	EZ-2P3-XX	D
-ZH *	EZ-2P2-XX	E
-J	SC-1P3-XX	F
-K	SC-2P1-XX	G
-ZL	EZ-3P1-XX	H
-ZM	EZ-4P1-XX	J
-ZN **	EZ-5P1-XX	K
-ZP	EZ-1M1-XX	L
-ZS	EZ-1P1-XX	M
-ZT	EZ-1M2-XX	N
-ZW *	EZ-1W1-XX-1	O
-ZW-2 *	EZ-1W1-XX-2	P
-ZW-3 *	EZ-1W1-XX-3	Q
-ZU	UZ-1P1-XX	R

*: NOT RELEASED FOR MHAS.
**: MHAS ONLY.

PACKAGE AS SHOWN

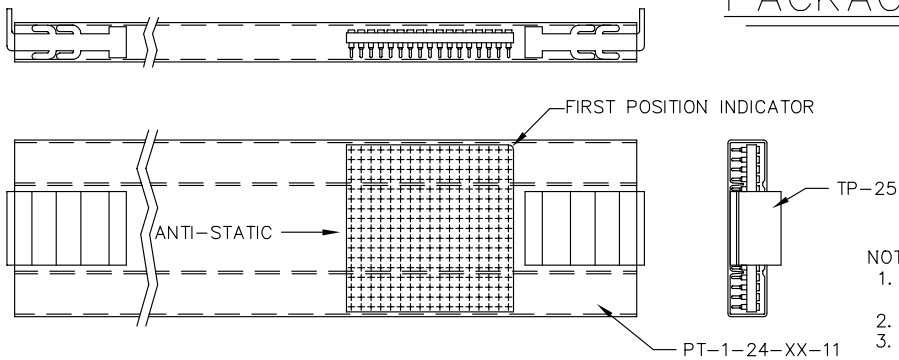


TABLE 4

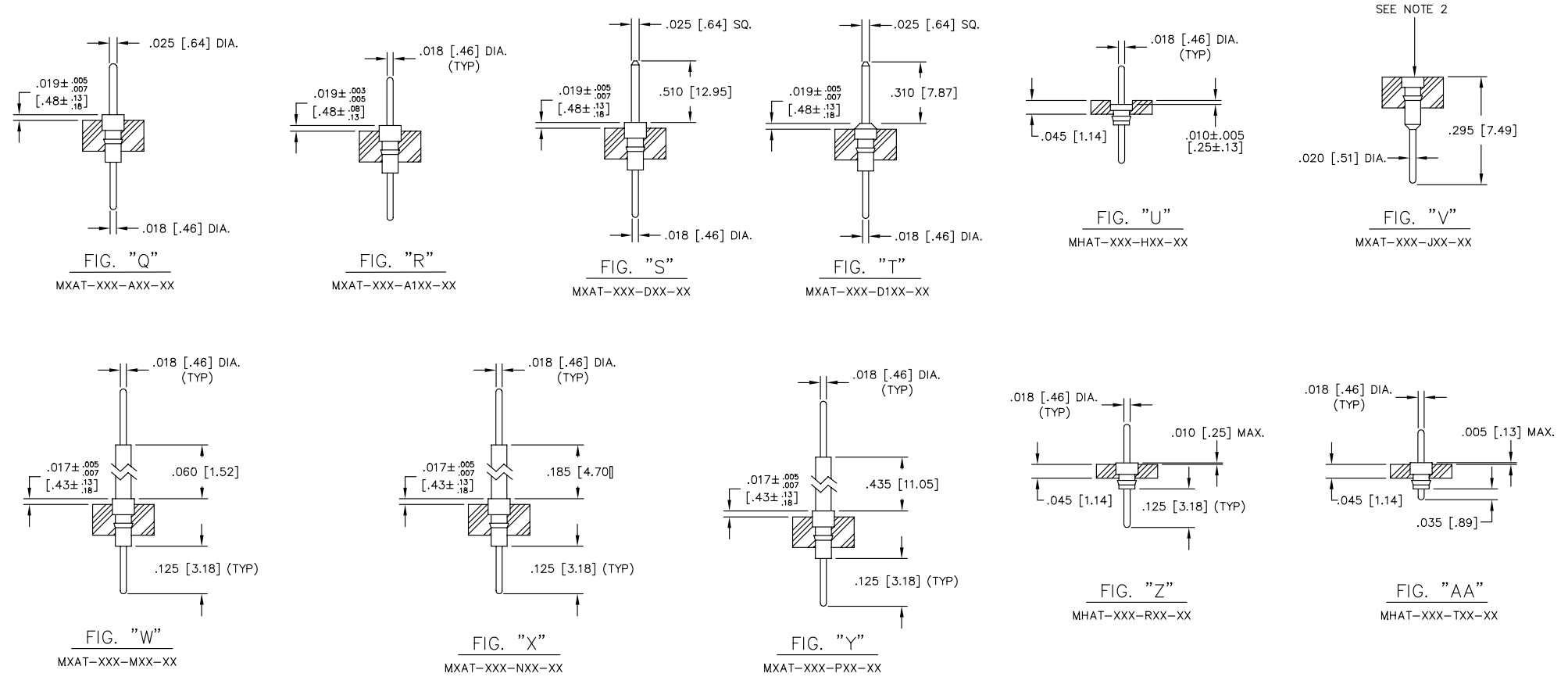
LEAD STYLE	GRID	TUBE	PLUG
-ZS, -ZU	08 THRU 17	PT-1-24-01-11	TP-25
-ZS, -ZU	18 THRU 20	PT-1-24-02-11	TP-25
-ZL	13	PT-1-24-05-51	TP-25
-ZL	15	PT-1-24-05-28	TP-04

NOTE:

1. LEAD STYLES -ZS AND -ZL TO BE PACKAGED IN TUBES. SEE TABLE 4 FOR TUBE & PLUG USED.
2. USE 2 PLUGS PER TUBE.
3. FOR MPAS, MVAS, AND CPAS ONLY.

ASSEMBLY INSTRUCTIONS.

DIMENSIONS ARE IN INCHES		UNLESS OTHERWISE NOTED	TOLERANCES ARE:	TITLE:	DWG NO:
ONE PLACE DECIMALS: ±	THREE PLACE DECIMALS: ±		ANGLES ±	PIN GRID ARRAY	MXAX-XXX-XXXX-XX-X
TWO PLACE DECIMALS: ±	FOUR PLACE DECIMALS: ±				SHEET 3 OF 8



NOTES:

- ALL DIMENSIONS NOT TOLERANCED ARE FOR REFERENCE ONLY. FOR ACTUAL SPECIFICATIONS SEE INDIVIDUAL COMPONENT PRINTS.
- THE HEAD OF THE S-1P1-X SHOULD NOT BE ABOVE THE BODY SURFACE.
- ALL BODIES SHOWN ARE .100 [2.54] (REF) THICK UNLESS OTHERWISE SHOWN. SEE PGAS-XX-XXX COMPONENT PRINT FOR ACTUAL DIMENSIONS.

TABLE 3
TERMINAL SPECIFICATION
(SEE SHEET 3 FOR FIG.)

LEAD STYLE	TERMINAL	FIG.
-A *	T-1R0-X	Q
-A1 *	T-1R5-X	R
-D *	T-1S4-1-1-X	S
-D1 *	T-1S4-1-2-X	T
-H **	T-1R6-X	U
-J *	S-1P1-X	V
-M *	T-1R14-1-X	W
-N *	T-1R14-2-X	X
-P *	T-1R14-3-X	Y
-R *	T-2R6-X	Z
-T **	T-3R6-X	AA

*: NOT RELEASED FOR MHAT.
**: MHAT ONLY.

Do not scale from this print

PROPRIETARY NOTE
THIS DOCUMENT CONTAINS INFORMATION CONFIDENTIAL AND PROPRIETARY TO SAMTEC INC. AND SHALL NOT BE REPRODUCED OR TRANSFERRED TO OTHER DOCUMENTS OR DISCLOSED TO OTHERS OR USED FOR ANY PURPOSE OTHER THAN THAT FOR WHICH IT WAS OBTAINED WITHOUT THE EXPRESSED WRITTEN CONSENT OF SAMTEC INC.

MISC/MKTG
MXAXMKT3

samtec

520 PARK EAST BLVD. NEW ALBANY, INDIANA 47150
PHONE (812) 944-6733 P.O. BOX 1147
CODE 55322

MADE BY:	ENGINEER APPROVAL:	MXAX-XXX-XXXX-XX-X
CHECKED BY:		SHEET 3 OF 8

UNLESS OTHERWISE NOTED			TITLE:	DWG NO:
DIMENSIONS ARE IN INCHES			PIN GRID ARRAY	MXAX-XXX-XXXX-XX-X SHEET 4 OF 8
TOLERANCES ARE:		ANGLES		
ONE PLACE DECIMALS: ±	THREE PLACE DECIMALS: ±	±		
TWO PLACE DECIMALS: ±	FOUR PLACE DECIMALS: ±			



FIG. 1
MHAX-064-X-08
MPAX-064-X-08



FIG. 5
MHAX-048-X-08
MPAX-048-X-08



FIG. 9
MHAX-044-X-08
MPAX-044-X-08



FIG. 10
MHAX-081-X-09
MPAX-081-X-09



FIG. 14
MHAX-076-X-09
MPAX-076-X-09



FIG. 18
MHAX-075-X-09
MPAX-075-X-09



FIG. 22
MHAX-072-X-09
MPAX-072-X-09



FIG. 26
MHAX-065-X-09
MPAX-065-X-09



FIG. 30
MHAX-063-X-09
MPAX-063-X-09



FIG. 34
MHAX-062-X-09
MPAX-062-X-09



FIG. 38
MHAX-061-X-09
MPAX-061-X-09



FIG. 42
MHAX-057-X-09
MPAX-057-X-09



FIG. 46
MHAX-056-X-09
MPAX-056-X-09
MVAX-056-X-09



FIG. 50
MHAX-055-X-09
MPAX-055-X-09



FIG. 54
MHAX-053-X-09
MPAX-053-X-09



FIG. 58
MHAX-052-X-09
MPAX-052-X-09



FIG. 62
MHAX-049-X-09
MPAX-049-X-09



FIG. 66
MHAX-048-X-09
MPAX-048-X-09



FIG. 70
MHAX-040-X-09
MPAX-040-X-09



FIG. 74
MHAX-032-X-09
MPAX-032-X-09



FIG. 78
MHAX-028-X-09
MPAX-028-X-09




FIG. 79
MHAX-100-X-10
MPAX-100-X-10



FIG. 83
MHAX-092-X-10
MPAX-092-X-10



FIG. 87
MHAX-088-X-10
MPAX-088-X-10



FIG. 91
MHAX-084-X-10
MPAX-084-X-10



FIG. 95
MHAX-072-X-10
MPAX-072-X-10



FIG. 99
MHAX-068-X-10
MPAX-068-X-10
MVAX-068-X-10



FIG. 100
MVAX-068-X-10A



FIG. 103
MHAX-067-X-10
MPAX-067-X-10



FIG. 107
MHAX-065-X-10
MPAX-065-X-10
MVAX-065-X-10




FIG. 111
MHAX-064-X-10
MPAX-064-X-10
MVAX-064-X-10




FIG. 113
MHAX-036-X-10
MPAX-036-X-10

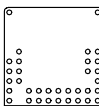


FIG. 117
MHAX-034-X-10
MPAX-034-X-10

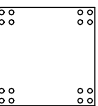


FIG. 121
MHAX-016-X-10
MPAX-016-X-10




FIG. 122
MHAX-121-X-11
MPAX-121-X-11




FIG. 126
MHAX-120-X-11
MPAX-120-X-11




FIG. 130
MHAX-116-X-11
MPAX-116-X-11




FIG. 134
MHAX-113-X-11
MPAX-113-X-11




FIG. 138
MHAX-112-X-11
MPAX-112-X-11




FIG. 142
MHAX-108-X-11
MPAX-108-X-11




FIG. 146
MHAX-096-X-11
MPAX-096-X-11




FIG. 150
MHAX-088-X-11
MPAX-088-X-11




FIG. 154
MHAX-085-X-11
MPAX-085-X-11




FIG. 158
MHAX-084-X-11A
MPAX-084-X-11A




FIG. 162
MHAX-084-X-11B
MPAX-084-X-11B




FIG. 166
MHAX-084-X-11C
MPAX-084-X-11C
MVAX-084-X-11C




FIG. 170
MHAX-083-X-11
MPAX-083-X-11
MVAX-083-X-11



FIG. 174
MHAX-076-X-11
MPAX-076-X-11




FIG. 178
MHAX-075-X-11
MPAX-075-X-11




FIG. 182
MHAX-074-X-11
MPAX-074-X-11

PROPRIETARY NOTE
THIS DOCUMENT CONTAINS INFORMATION
CONFIDENTIAL AND PROPRIETARY TO
SAMTEC INC. AND SHALL NOT BE
REPRODUCED OR TRANSMITTED IN ANY
OTHER DOCUMENTS OR DISCLOSED TO
OTHERS OR USED FOR ANY PURPOSE
OTHER THAN THAT FOR WHICH IT WAS
OBTAINED WITHOUT THE EXPRESSED
WRITTEN CONSENT OF SAMTEC INC.

Do not scale
from this print

		MSCWK7G MXAXK14
520 PARK EAST BLVD., NEW ALBANY, INDIANA 47150 PHONE (812) 944-6733 P.O. BOX 1147 CODE 55322		
MADE BY:	ENGINEER APPROVAL:	MXAX-XXX-XXXX-XX-X SHEET 4 OF 8
CHECKED BY:		

DIMENSIONS ARE IN INCHES		UNLESS OTHERWISE NOTED		TOLERANCES ARE:	TITLE:	DWG NO:
ONE PLACE DECIMALS: ±	THREE PLACE DECIMALS: ±	ANGLES ±		PIN GRID ARRAY	MXAX-XXX-XXXX-XX-X	
TWO PLACE DECIMALS: ±	FOUR PLACE DECIMALS: ±					

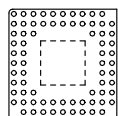


FIG. 186
MHAX-073-X-11A
MPAX-073-X-11A
MVAX-073-X-11A




FIG. 190
MHAX-073-X-11B
MPAX-073-X-11B




FIG. 194
MHAX-073-X-11C
MPAX-073-X-11C

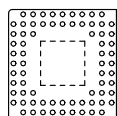


FIG. 198
MHAX-072-X-11A
MPAX-072-X-11A
MVAX-072-X-11A

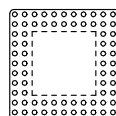


FIG. 202
MHAX-072-X-11B
MPAX-072-X-11B
MVAX-072-X-11B




FIG. 206
MHAX-072-X-11C
MPAX-072-X-11C

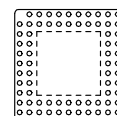


FIG. 210
MHAX-071-X-11
MPAX-071-X-11
MVAX-071-X-11

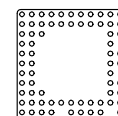


FIG. 214
MHAX-070-X-11A
MPAX-070-X-11A

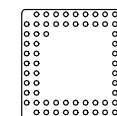


FIG. 218
MHAX-070-X-11B
MPAX-070-X-11B

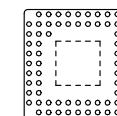


FIG. 222
MHAX-069-X-11
MPAX-069-X-11
MVAX-069-X-11

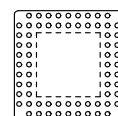


FIG. 226
MHAX-068-X-11
MPAX-068-X-11
MVAX-068-X-11

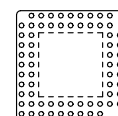


FIG. 230
MHAX-067-X-11
MPAX-067-X-11
MVAX-067-X-11

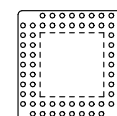


FIG. 234
MHAX-065-X-11A
MPAX-065-X-11A
MVAX-065-X-11A




FIG. 238
MHAX-065-X-11B
MPAX-065-X-11B
MVAX-065-X-11B




FIG. 242
MHAX-064-X-11
MPAX-064-X-11
MVAX-064-X-11

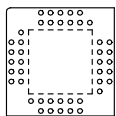


FIG. 246
MHAX-044-X-11A
MPAX-044-X-11A
MVAX-044-X-11A

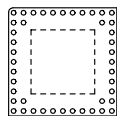


FIG. 250
MHAX-044-X-11B
MPAX-044-X-11B
MVAX-044-X-11B

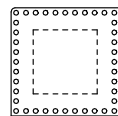


FIG. 254
MHAX-040-X-11
MPAX-040-X-11
MVAX-040-X-11

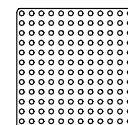


FIG. 255
MHAX-144-X-12
MPAX-144-X-12

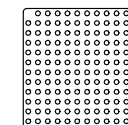


FIG. 259
MHAX-143-X-12
MPAX-143-X-12

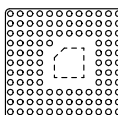


FIG. 261
MHAX-120-X-12
MPAX-120-X-12
MVAX-120-X-12




FIG. 263
MHAX-115-X-12
MPAX-115-X-12

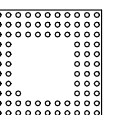


FIG. 267
MHAX-109-X-12A
MPAX-109-X-12A




FIG. 271
MHAX-109-X-12B
MPAX-109-X-12B




FIG. 273
MHAX-108-X-12
MPAX-108-X-12
MVAX-108-X-12




FIG. 277
MHAX-089-X-12
MPAX-089-X-12

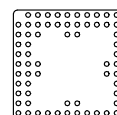


FIG. 281
MHAX-088-X-12A
MPAX-088-X-12A

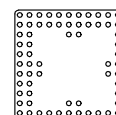


FIG. 285
MHAX-088-X-12B
MPAX-088-X-12B

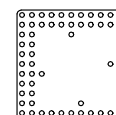


FIG. 289
MHAX-084-X-12A
MPAX-084-X-12A

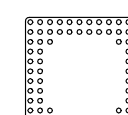


FIG. 293
MHAX-084-X-12B
MPAX-084-X-12B

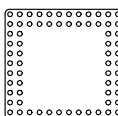


FIG. 297
MHAX-080-X-12
MPAX-080-X-12

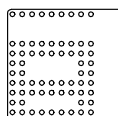


FIG. 301
MHAX-075-X-12
MPAX-075-X-12

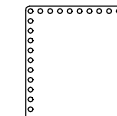


FIG. 305
MHAX-044-X-12
MPAX-044-X-12




FIG. 306
MHAX-169-X-13
MPAX-169-X-13




FIG. 310
MHAX-144-X-13
MPAX-144-X-13




FIG. 314
MHAX-142-X-13
MPAX-142-X-13




FIG. 318
MHAX-133-X-13A
MPAX-133-X-13A




FIG. 322
MHAX-133-X-13B
MPAX-133-X-13B




FIG. 326
MHAX-133-X-13C
MPAX-133-X-13C

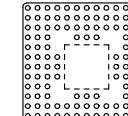


FIG. 330
MHAX-132-X-13A
MPAX-132-X-13A
MVAX-132-X-13A

PROPRIETARY NOTE
THIS DOCUMENT CONTAINS INFORMATION CONFIDENTIAL AND PROPRIETARY TO SAMTEC INC. AND SHALL NOT BE REPRODUCED OR TRANSFERRED TO OTHER DOCUMENTS OR DISCLOSED TO OTHERS OR USED FOR ANY PURPOSE OTHER THAN THAT FOR WHICH IT WAS OBTAINED WITHOUT THE EXPRESSED WRITTEN CONSENT OF SAMTEC INC.

Do not scale
from this print



520 PARK EAST BLVD., NEW ALBANY, INDIANA 47150
PHONE (812) 944-6733 P.O. BOX 1147
CODE 55322

MISC/MKTS
MXAMKTS

MADE BY:	ENGINEER APPROVAL:	MXAX-XXX-XXXX-XX-X SHEET 5 OF 8
CHECKED BY:		

DIMENSIONS ARE IN INCHES		UNLESS OTHERWISE NOTED		TOLERANCES ARE:	TITLE:	DWG NO:
ONE PLACE DECIMALS: ±	THREE PLACE DECIMALS: ±			ANGLES ± 2°	PIN GRID ARRAY	MXAX-XXX-XXXX-XX-X SHEET 6 OF 8
TWO PLACE DECIMALS: ±	FOUR PLACE DECIMALS: ±					




FIG. 334
MHAX-132-X-13B
MPAX-132-X-13B

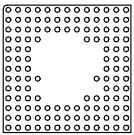


FIG. 335
MHAX-128-X-13A
MPAX-128-X-13A




FIG. 336
MHAX-128-X-13B
MPAX-128-X-13B

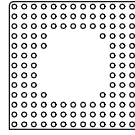


FIG. 338
MHAX-125-X-13
MPAX-125-X-13

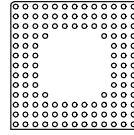


FIG. 342
MHAX-124-X-13A
MPAX-124-X-13A

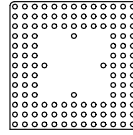


FIG. 346
MHAX-124-X-13B
MPAX-124-X-13B

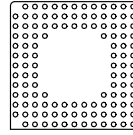


FIG. 350
MHAX-122-X-13
MPAX-122-X-13

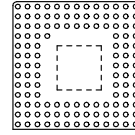


FIG. 354
MHAX-121-X-13A
MPAX-121-X-13A
MVAX-121-X-13A

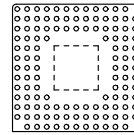


FIG. 358
MHAX-121-X-13B
MPAX-121-X-13B
MVAX-121-X-13B

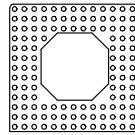


FIG. 360
MVAX-121-X-13C




FIG. 362
MHAX-120-X-13A
MPAX-120-X-13A

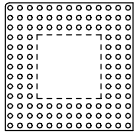


FIG. 366
MHAX-120-X-13B
MPAX-120-X-13B
MVAX-120-X-13B

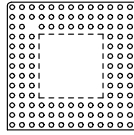


FIG. 370
MHAX-119-X-13A
MPAX-119-X-13A
MVAX-119-X-13A

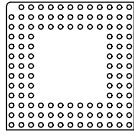


FIG. 374
MHAX-119-X-13B
MPAX-119-X-13B

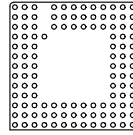


FIG. 378
MHAX-118-X-13
MPAX-118-X-13

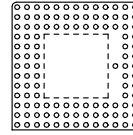


FIG. 382
MHAX-114-X-13
MPAX-114-X-13
MVAX-114-X-13

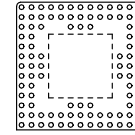


FIG. 386
MHAX-101-X-13
MPAX-101-X-13
MVAX-101-X-13

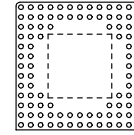


FIG. 390
MHAX-100-X-13
MPAX-100-X-13
MVAX-100-X-13

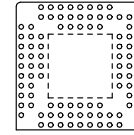


FIG. 394
MHAX-096-X-13
MPAX-096-X-13
MVAX-096-X-13

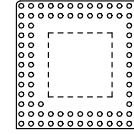


FIG. 398
MHAX-089-X-13
MPAX-089-X-13
MVAX-089-X-13

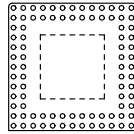


FIG. 402
MHAX-088-X-13
MPAX-088-X-13
MVAX-088-X-13

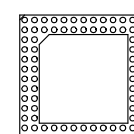


FIG. 403
MVAX-088-X-13A

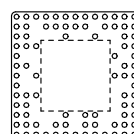


FIG. 404
MHAX-088-X-13B
MPAX-088-X-13B
MVAX-088-X-13B

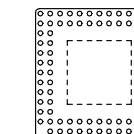


FIG. 406
MHAX-085-X-13A
MPAX-085-X-13A
MVAX-085-X-13A

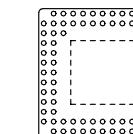


FIG. 410
MHAX-085-X-13B
MPAX-085-X-13B
MVAX-085-X-13B

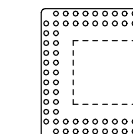


FIG. 414
MHAX-084-X-13
MPAX-084-X-13
MVAX-084-X-13

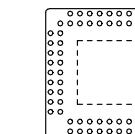


FIG. 418
MHAX-073-X-13
MPAX-073-X-13
MVAX-073-X-13

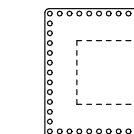


FIG. 422
MHAX-048-X-13
MPAX-048-X-13
MVAX-048-X-13




FIG. 435
MHAX-196-X-14
MPAX-196-X-14




FIG. 439
MHAX-184-X-14
MPAX-184-X-14




FIG. 441
MHAX-183-X-14
MPAX-183-X-14




FIG. 445
MHAX-180-X-14
MPAX-180-X-14




FIG. 449
MHAX-179-X-14
MPAX-179-X-14




FIG. 453
MHAX-175-X-14
MPAX-175-X-14




FIG. 457
MHAX-171-X-14
MPAX-171-X-14




FIG. 461
MHAX-160-X-14A
MPAX-160-X-14A




FIG. 465
MHAX-160-X-14B
MPAX-160-X-14B




FIG. 469
MHAX-152-X-14
MPAX-152-X-14




FIG. 473
MHAX-139-X-14
MPAX-139-X-14




FIG. 477
MHAX-136-X-14
MPAX-136-X-14

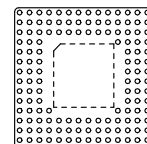


FIG. 481
MHAX-135-X-14
MPAX-135-X-14
MVAX-135-X-14

PROPRIETARY NOTE
THIS DOCUMENT CONTAINS INFORMATION CONFIDENTIAL AND PROPRIETARY TO SAMTEC INC. AND SHALL NOT BE REPRODUCED OR TRANSFERRED TO OTHER DOCUMENTS OR DISCLOSED TO OTHERS OR USED FOR ANY PURPOSE OTHER THAN THAT FOR WHICH IT WAS OBTAINED WITHOUT THE EXPRESSED WRITTEN CONSENT OF SAMTEC INC.

Do not scale from this print

 520 PARK EAST BLVD., NEW ALBANY, INDIANA 47150 PHONE (812) 944-6733 P.O. BOX 1147 CODE 55322		MISC/MKTG MXAX/MKTG
		MADE BY: CHECKED BY:

DIMENSIONS ARE IN INCHES		UNLESS OTHERWISE NOTED	TOLERANCES ARE:	TITLE:	DWG NO:
ONE PLACE DECIMALS: ±	THREE PLACE DECIMALS: ±		ANGLES ±	PIN GRID ARRAY	MXAX-XXX-XXXX-XX-X SHEET 7 OF 8
TWO PLACE DECIMALS: ±	FOUR PLACE DECIMALS: ±				

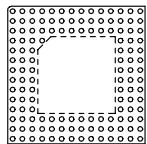


FIG. 485
MHAX-133-X-14
MPAX-133-X-14
MVAX-133-X-14

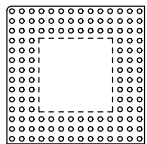


FIG. 489
MHAX-132-X-14
MPAX-132-X-14
MVAX-132-X-14

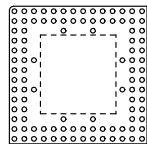


FIG. 493
MHAX-104-X-14
MPAX-104-X-14
MVAX-104-X-14

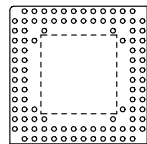


FIG. 497
MHAX-101-X-14
MPAX-101-X-14
MVAX-101-X-14

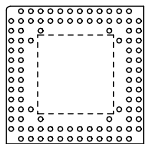


FIG. 501
MHAX-100-X-14
MPAX-100-X-14
MVAX-100-X-14

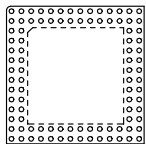


FIG. 503
MHAX-096-X-14
MPAX-096-X-14
MVAX-096-X-14

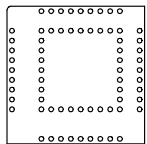


FIG. 507
MHAX-068-X-14
MPAX-068-X-14




FIG. 512
MHAX-225-X-15
MPAX-225-X-15




FIG. 516
MHAX-224-X-15
MPAX-224-X-15




FIG. 520
MHAX-223-X-15
MPAX-223-X-15




FIG. 524
MHAX-212-X-15
MPAX-212-X-15

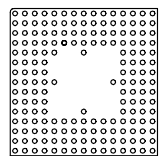


FIG. 528
MHAX-181-X-15
MPAX-181-X-15

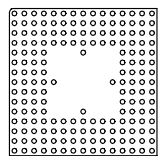


FIG. 532
MHAX-180-X-15A
MPAX-180-X-15A




FIG. 536
MHAX-180-X-15B
MPAX-180-X-15B

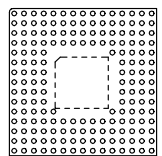


FIG. 540
MHAX-179-X-15
MPAX-179-X-15
MVAX-179-X-15

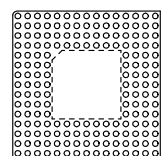


FIG. 541
MHAX-176-X-15
MPAX-176-X-15
MVAX-176-X-15




FIG. 544
MHAX-160-X-15
MPAX-160-X-15

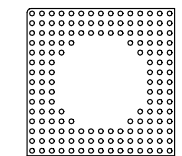


FIG. 548
MHAX-156-X-15
MPAX-156-X-15

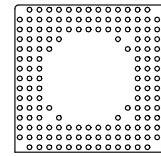


FIG. 552
MHAX-149-X-15A
MPAX-149-X-15A

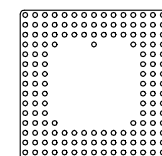


FIG. 556
MHAX-149-X-15B
MPAX-149-X-15B

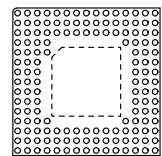


FIG. 557
MHAX-149-X-15C
MPAX-149-X-15C
MVAX-149-X-15C

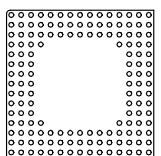


FIG. 560
MHAX-148-X-15
MPAX-148-X-15

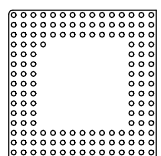


FIG. 564
MHAX-145-X-15
MPAX-145-X-15

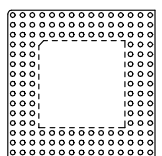


FIG. 568
MHAX-144-X-15
MPAX-144-X-15
MVAX-144-X-15

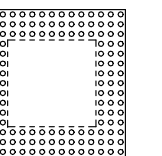


FIG. 573
MHAX-142-X-15
MPAX-142-X-15
MVAX-142-X-15

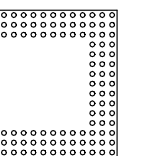


FIG. 572
MHAX-141-X-15
MPAX-141-X-15

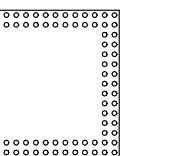


FIG. 576
MHAX-104-X-15
MPAX-104-X-15

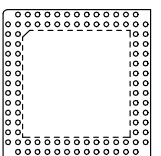


FIG. 580
MHAX-100-X-15
MPAX-100-X-15
MVAX-100-X-15




FIG. 581
MHAX-256-X-16
MPAX-256-X-16

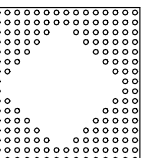


FIG. 585
MHAX-172-X-16
MPAX-172-X-16

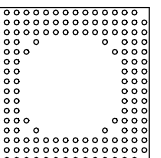


FIG. 589
MHAX-160-X-16
MPAX-160-X-16

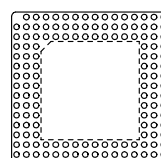


FIG. 590
MHAX-155-X-16
MPAX-155-X-16
MVAX-155-X-16

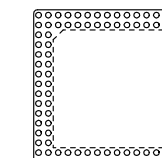


FIG. 591
MHAX-112-X-16
MPAX-112-X-16
MVAX-112-X-16




FIG. 594
MHAX-289-X-17
MPAX-289-X-17




FIG. 598
MHAX-264-X-17
MPAX-264-X-17

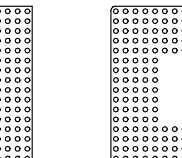


FIG. 602
MHAX-240-X-17
MPAX-240-X-17

PROPRIETARY NOTE
THIS DOCUMENT CONTAINS INFORMATION CONFIDENTIAL AND PROPRIETARY TO SAMTEC INC. AND SHALL NOT BE REPRODUCED OR TRANSFERRED TO OTHER DOCUMENTS OR DISCLOSED TO OTHERS OR USED FOR ANY PURPOSE OTHER THAN THAT FOR WHICH IT WAS OBTAINED WITHOUT THE EXPRESSED WRITTEN CONSENT OF SAMTEC INC.

Do not scale
from this print

MISC MKT6
MXAXMK17

750 PARK EAST BLVD., NEW ALBANY, INDIANA 47150
PHONE (812) 944-6733 P.O. BOX 1147
CODE 55322

MADE BY:	ENGINEER APPROVAL:	MXAX-XXX-XXXX-XX-X SHEET 7 OF 8
CHECKED BY:		

DIMENSIONS ARE IN INCHES		UNLESS OTHERWISE NOTED	TOLERANCES ARE:	TITLE:	DWG NO:
ONE PLACE DECIMALS: ±	THREE PLACE DECIMALS: ±		ANGLES ± 2°	PIN GRID ARRAY	MXAX-XXX-XXXX-XX-X SHEET 8 OF 8
TWO PLACE DECIMALS: ±	FOUR PLACE DECIMALS: ±				




FIG. 606
MHAX-225-X-17A
MPAX-225-X-17A




FIG. 610
MHAX-225-X-17B
MPAX-225-X-17B




FIG. 614
MHAX-225-X-17C
MPAX-225-X-17C

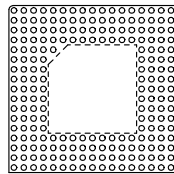


FIG. 615
MHAX-209-X-17
MPAX-209-X-17
MVAX-209-X-17

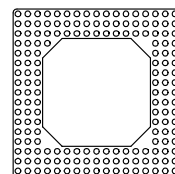


FIG. 616
MVAX-169-X-17A
MVAX-169-X-17B

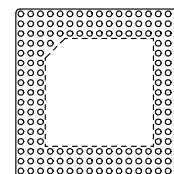


FIG. 617
MHAX-169-X-17
MPAX-169-X-17
MVAX-169-X-17

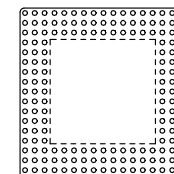


FIG. 618
MHAX-168-X-17
MPAX-168-X-17
MVAX-168-X-17

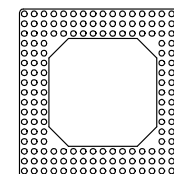


FIG. 619
MVAX-168-X-17A

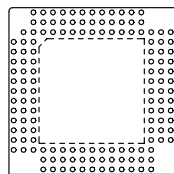


FIG. 622
MHAX-145-X-17
MPAX-145-X-17
MVAX-145-X-17

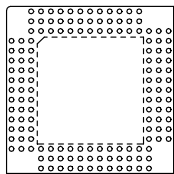


FIG. 626
MHAX-144-X-17
MPAX-144-X-17
MVAX-144-X-17

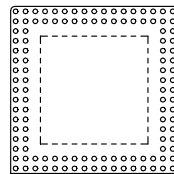


FIG. 630
MHAX-120-X-17
MPAX-120-X-17
MVAX-120-X-17




FIG. 631
MHAX-324-X-18




FIG. 635
MHAX-225-X-18




FIG. 639
MHAX-224-X-18




FIG. 642
MHAX-179-X-18




FIG. 643
MHAX-180-X-18




FIG. 644
MHAX-361-X-19

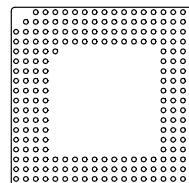


FIG. 645
MHAX-238-X-19




FIG. 648
MHAX-280-X-19




FIG. 652
MHAX-256-X-19




FIG. 653
MHAX-400-X-20

PROPRIETARY NOTE
THIS DOCUMENT CONTAINS INFORMATION
CONFIDENTIAL AND PROPRIETARY TO
SAMTEC INC. AND SHALL NOT BE
REPRODUCED OR TRANSFERRED TO
OTHER DOCUMENTS OR DISCLOSED TO
OTHERS OR USED FOR ANY PURPOSE
OTHER THAN THAT FOR WHICH IT WAS
OBTAINED WITHOUT THE EXPRESSED
WRITTEN CONSENT OF SAMTEC INC.

Do not scale
from this print

samtec

520 PARK EAST BLVD. NEW ALBANY, INDIANA 47150
PHONE (812) 944-6733 P.O. BOX 1147
CODE 55322

MADE BY:	ENGINEER APPROVAL:	MXAX-XXX-XXXX-XX-X SHEET 8 OF 8
CHECKED BY:		

MISC MKTGS
MXAX MKTGS