



### ■ Features :

- 180~295VAC input range
- Multiple channel with constant current output
- Meet 4KV surge immunity level(EN61000-4-5)
- Protections: Short circuit / Over voltage / Over temperature
- Built-in active PFC function
- Cooling by free air convection
- IP67 design for indoor or outdoor installations
- Optional timer dimming function
- High efficiency up to 88%
- -40°C can power on
- Suitable for LED lighting and moving sign applications
- 3 years warranty



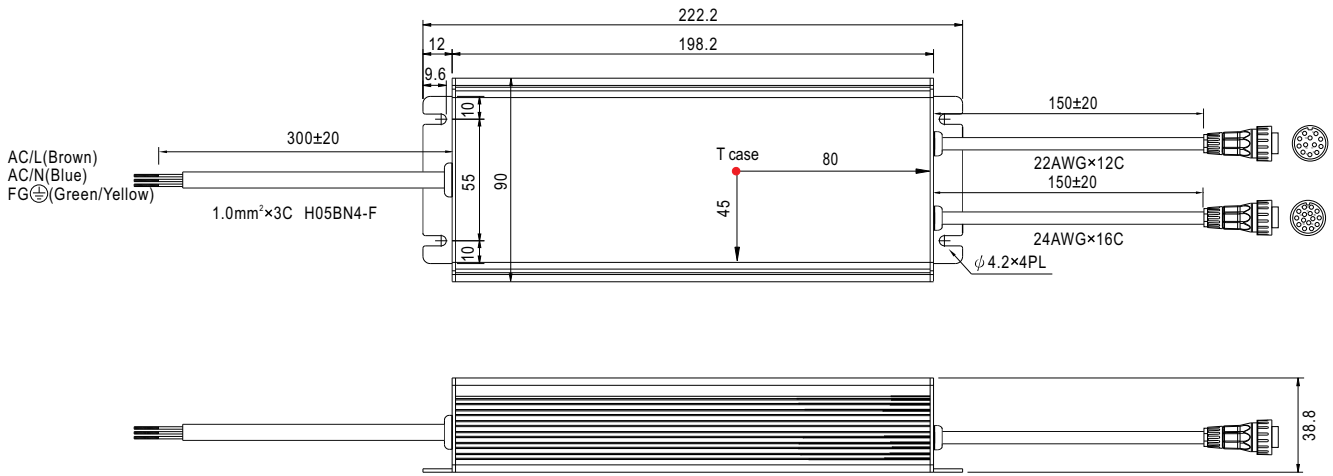
LDV-185-350A  Blank : IP67 rated. No timer dimming function.  
 D(option): IP67 rated. Built-in timer dimming function, contact MEAN WELL for details.

### SPECIFICATION

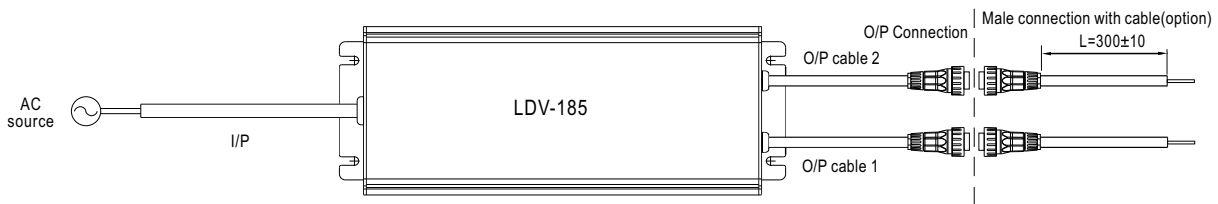
MODEL		LDV-185-350A <input type="checkbox"/>	LDV-185-350B <input type="checkbox"/>	LDV-185-350C <input type="checkbox"/>	LDV-185-700A <input type="checkbox"/>	LDV-185-700B <input type="checkbox"/>	LDV-185-700C <input type="checkbox"/>	
OUTPUT	SINGLE CHANNEL RATED CURRENT	350mA	350mA	350mA	700mA	700mA	700mA	
	DC VOLTAGE RANGE <small>Note 5.</small>	30 ~ 35V	35 ~ 40V	40 ~ 48V	30~35V	35~40V	40~48V	
	RATED POWER(max.) <small>Note 3.</small>	147W	168W	185W	147W	168W	185W	
	MAX CHANNEL <small>Note 3.</small>	12CH	12CH	12CH	6CH	6CH	6CH	
	SETUP, RISE TIME <small>Note 2.</small>	2500ms, 50ms						
	HOLD UP TIME	10ms / 230VAC						
CONSTANT CURRENT ACCURACY		±5%						
INPUT	VOLTAGE RANGE	180~ 295VAC						
	FREQUENCY RANGE	47 ~ 63Hz						
	POWER FACTOR	PF>0.95/230VAC PF>0.92/277VAC at full load(please refer to "Power Factor Characteristic" Curve)						
	EFFICIENCY (Typ.) <small>Note 4.</small>	≥88%						
	AC CURRENT	1.5A/230VAC 1.0A/277VAC						
	INRUSH CURRENT(max.)	COLD START 60A/230VAC						
LEAKAGE CURRENT		<0.75mA / 240VAC						
PROTECTION	SHORT CIRCUIT	Channel shut down when each channel fault, re-power on to recovery						
	OVER VOLTAGE	41 ~ 50V	47 ~ 50V	54 ~ 63V	41~50V	47~50V	54~63V	
	Protection type : Shut down o/p voltage with auto-recovery or re-power on to recovery							
	OVER TEMPERATURE	100°C±10°C(RTH2) Protection type : Shut down o/p voltage, recovers automatically after temperature goes down						
OTP DIMMING		When the NTC (RTH3) temperature is higher than 90°C±10°C, PSU will enter dimming mode with decreasing output current						
ENVIRONMENT	WORKING TEMP.	-30 ~ +70°C (Refer to "Derating curve" ), -40°C can power on						
	WORKING HUMIDITY	20 ~ 95% RH non-condensing						
	STORAGE TEMP., HUMIDITY	-40 ~ +80°C, 10 ~ 95% RH						
	TEMP. COEFFICIENT	±0.03%/°C (0 ~ 50°C)						
VIBRATION		10 ~ 500Hz, 5G 12min./1cycle, period for 72min. each along X, Y, Z axes						
SAFETY & EMC	SAFETY STANDARDS	IP67 approved; Design refer to EN61347-1, EN61347-2-13, UL8750						
	WITHSTAND VOLTAGE	I/P-O/P:3.75KVAC I/P-FG:1.88KVAC O/P-FG:0.5KVAC 1minute						
	ISOLATION RESISTANCE	I/P-O/P:100M Ohms / 500VDC / 25°C/ 70% RH						
	EMC EMISSION	Compliance to EN55015, EN61000-3-2 Class C (≥75% load) ; EN61000-3-3						
EMC IMMUNITY		Compliance to EN61000-4-2,3,4,5,6,8,11; EN61547, EN55024, light industry level (surge 4KV), criteria A						
OTHERS	MTBF	198.2Khrs min. MIL-HDBK-217F (25°C)						
	DIMENSION	222.2*90*38.8mm (L*W*H)						
	PACKING	1.27 Kg; 12pcs/16.2Kg/1.02CUFT						
NOTE	1. All parameters NOT specially mentioned are measured at 230VAC input, rated load and 25°C of ambient temperature. 2. Length of set up time is measured at cold first start. Turning ON/OFF the power supply may lead to increase of the set up time. 3. Please do not exceed the rated power when choosing channel quantity and voltage range(350C/700C model). 4. Efficiency is measured under 230VAC input with Pout>120W and each output channel connecting with the same quantity of LEDs(similar Vf sum). 5. DC output voltage is measured between LEDB							

**Mechanical Specification**

Case No.LDV-185A Unit:mm



**WATERPROOF CONNECTION**



- NOTE: 1.Cable 1 and 2 for 350mA models, Cable 1 for 700mA models
- 2.Each channel of LED- must be isolated
- 3.Pin1~4(LED Y) & pin7~10(LED ㄥ) of cable 1 must be used when connected to LED loads , do not floating, or the PSU can't start up

**O/P Connection(Female)**

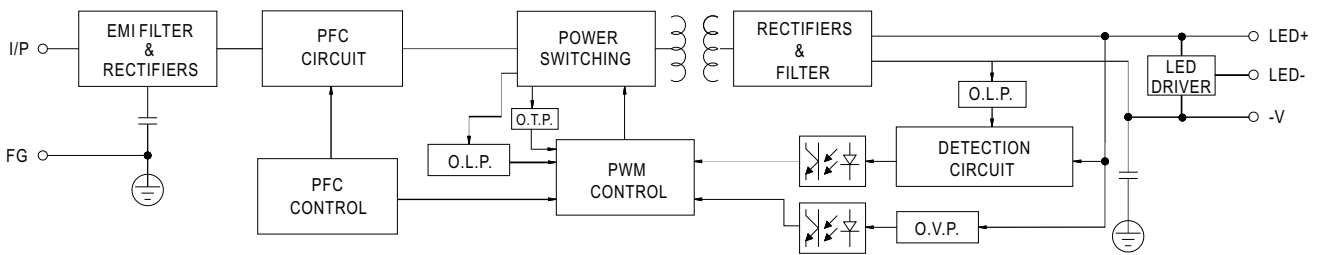
Cable	Pin Configuration(female)	Pin	Pin definition
Cable 1		1~6	LED Y
		7~12	LED ㄥ for each channel
		13~14	NC
		15	V
Cable 2		1~6	LED Y
		7~12	LED ㄥ for each channel

**Male Waterproof Output Connector With Cable**

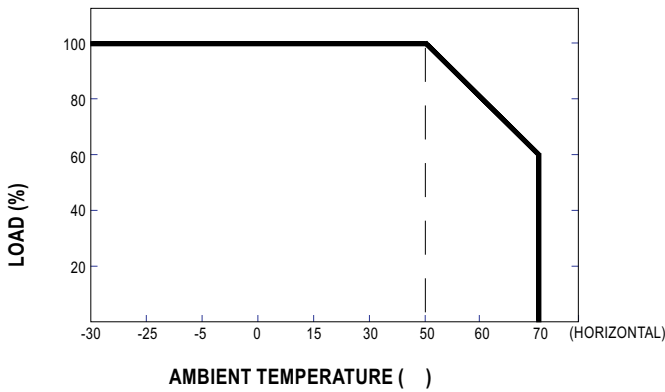
Order NO.	Pin Configuration(male)	Pin Definition	Wire Color	Wire Stock
DS-LDV185-OPA		1	BLUE	24AWG*16C
		2	PURPLE	
		3	ORANGE	
		4	YELLOW	
		5	RED	
		6	WHITE	
		7	WHITE/RED	
		8	BROWN	
		9	WHITE/ORANGE	
		10	GRAY	
		11	CLEAR LUCITE/BLUE	
		12	CLEAR LUCITE/PURPLE	
		13	NC	
		14	NC	
		15	V	
DS-LDV185-OPB		1	WHITE/YELLOW	22AWG*12C
		2	GRAY	
		3	BLUE	
		4	YELLOW/GREEN	
		5	ORANGE	
		6	YELLOW	
		7	PURPLE	
		8	CLEAR LUCITE	
		9	WHITE/BLACK	
		10	BLACK	
		11	GREEN	
		12	RED	

※MEAN WELL offers male waterproof connectors with cable length of 300mm as our standard mating accessories,Power Supply unit and mating accessory should be ordered separately.

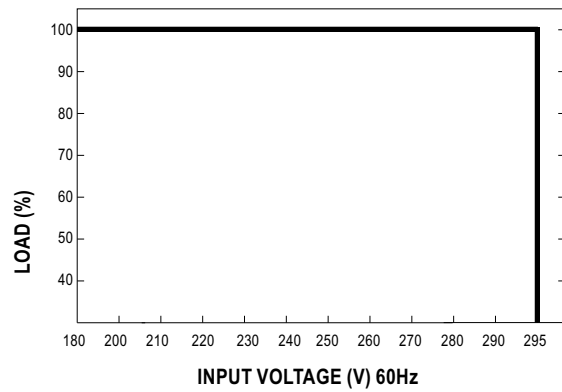
■ **Block Diagram**



■ **Derating Curve**



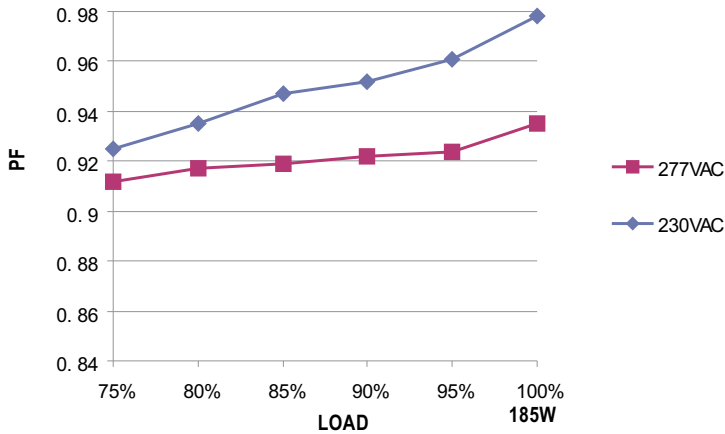
■ **Static Characteristics**



■ **Power Factor Characteristic**

Power factor will be higher than 0.9 when output loading is 75% or higher.

**Constant Current Mode**



■ **EFFICIENCY vs LOAD (350C Model)**

