


Circulators/Isolators

For Base-station, Ferrite Substrate Type

CU Series

FEATURES

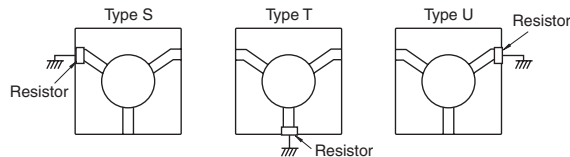
- Ferrite substrate type circulator and isolator installed on microwave IC with the same characteristics as a connector type.



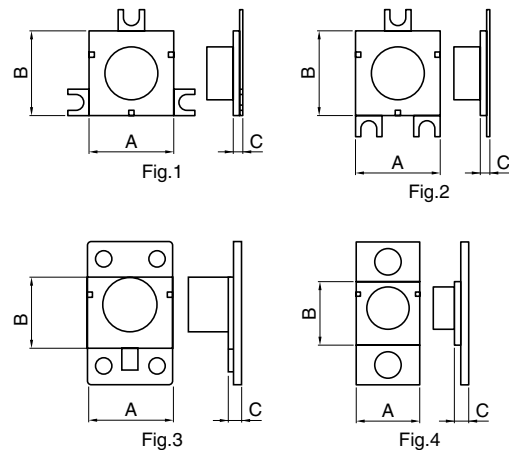
PRODUCT IDENTIFICATION

Type name □*a □*b □*c -□*d □*f

- *a: Direction of circulation. Fill in with a letter A or B.
A: CW (clock-wise)
B: C-CW (counter clock-wise)
- *b: Bandwidth
3: Wide bandwidth
- *c: Connector type
L: Strip-line type
- *d: Center frequency (nominal frequency)
- *f: Input and output terminal position
C: Circulator specification
S, T, U: Isolator specification (Type T: Standard type)



SHAPES/INPUT AND OUTPUT TERMINAL POSITIONS



ELECTRICAL CHARACTERISTICS

Part No.	Frequency range (GHz)	Isolation (dB) min.	Insertion loss (dB) max.	VSWR max. $Z_0=50\Omega$	Maximum handling power (W)	Capacity of built-in dummy load (W)	Dimensions (mm) A×B×C	Temperature range (°C)	Weight (g)	Fig.
Circulator	Isolator									
CU965T□*a3L-39C	CU965T□*a3L-39□*f									
CU965T□3L-43C	CU965T□3L-43□									
CU965T□3L-47C	CU965T□3L-47□									
CU965T□3L-55C	CU965T□3L-55□	18	0.6	1.3	4	0.25	16×16×1.5	-10 to +50 (-30 to +70)	6	1
CU965T□3L-60C	CU965T□3L-60□	(17)	(0.65)	(1.35)						
CU965T□3L-67C	CU965T□3L-67□									
CU965T□3L-75C	CU965T□3L-75□									
CU965T□3L-81C	CU965T□3L-81□									
CU965Y□3L-39C	CU965Y□3L-39□									
CU965Y□3L-43C	CU965Y□3L-43□									
CU965Y□3L-47C	CU965Y□3L-47□									
CU965Y□3L-55C	CU965Y□3L-55□	18	0.6	1.3	4	0.25	16×16×1.5	-10 to +50 (-30 to +70)	6	2
CU965Y□3L-60C	CU965Y□3L-60□	(17)	(0.65)	(1.35)						
CU965Y□3L-67C	CU965Y□3L-67□									
CU965Y□3L-75C	CU965Y□3L-75□									
CU965Y□3L-81C	CU965Y□3L-81□									
	CU96M□3L-65T									
	CU96M□3L-70T	20	0.4	1.2	10	2	12×10×1.8	-10 to +60	4	3
	CU96M□3L-79T									
	CU96S□3L-65T									
	CU96S□3L-70T	20	0.4	1.2	10	10	12×10×1.8	-10 to +60	4	3
	CU96S□3L-79T									
	CU9106□3L-95T	18	0.6	1.3	2	0.1	10×10×1.65	-10 to +50 (-30 to +70)	4	4
	CU9129□3L-131T									
	CU9129□3L-150T	18	0.6	1.3	3	0.25	7×7×1.65	-30 to +70	3	4

- Product identifications *d: 39 means nominal frequency (Example: 39→3.9GHz/150→15.0GHz)

- TDK will be pleased to submit quotations on any customer's requirements which are not included in this data. Please contact our branch office or representative.

- All specifications are subject to change without notice.