
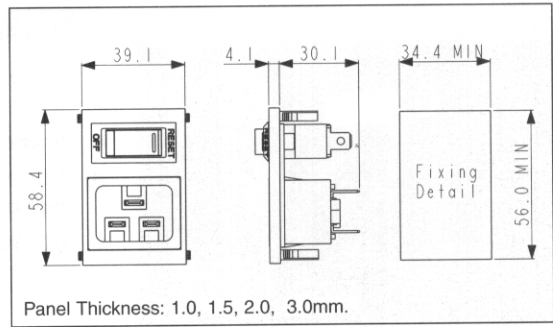


C20 IEC Inlet with Circuit Breaker

VERTICAL MODULE ARRANGEMENT

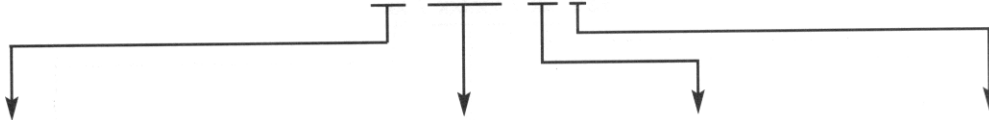


- Inlet with 4.8mm or 6.3mm tabs
- Single pole circuit breaker
- Illuminated (red or green) and non-illuminated rocker
- 125Vac and 250Vac Neons
- 6.3mm tabs on Circuit Breaker



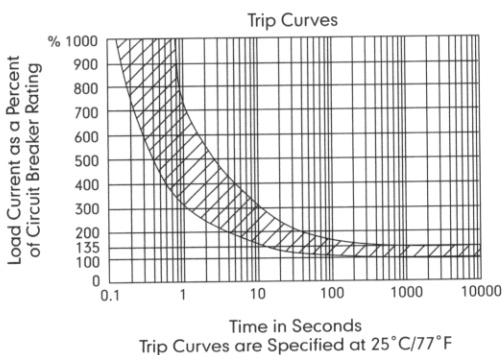
How to Order

BZV xx / Zxxxx / xx x



Type of Inlet	Non Filtered Inlet	Switch Button	Trip Current
C20 power inlet, 6.3 or 4.8mm tabs: 49 = PX0598/63 50 = PX0598/48	Z0000 = Non Filtered	C1 = Non-Illuminated C2 = Red Neon (125Vac) C3 = Green Neon (125Vac) C4 = Red Neon (250Vac) C5 = Green Neon (250Vac)	Q = 5.0A T = 8.0A U = 10.0A X = 15.0A Y = 16.0A Z = 20.0A

Note: For technical details of individual components also see page 92



Capacity Correction Factors for Ambient Temperatures
Current Rating 5 to 15A

Temperature °C	-10	-20	-25	-30	-40	-50	-60
Correction Factor	.90	.95	1.00	1.10	1.32	1.61	2.15

Circuit Breaker Approvals:

