

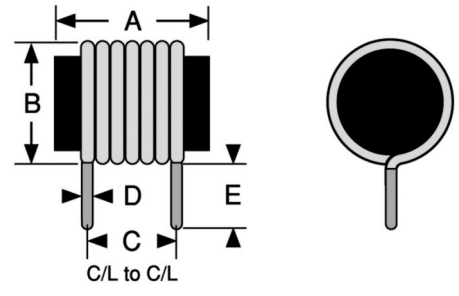


SERIES

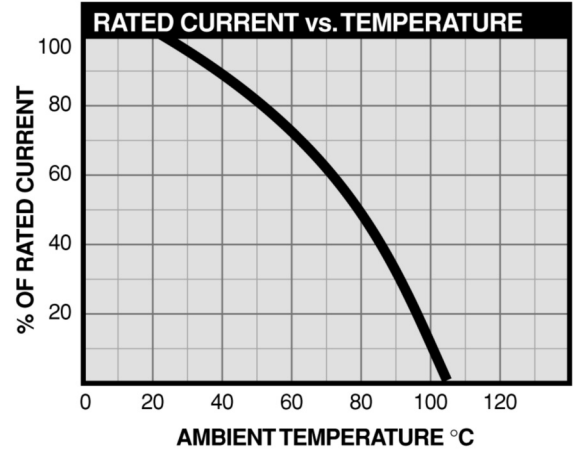
HCR
HC



High Current Filter Chokes



Actual Size (Max.)



Current Rating based on continuous operation at room temperature ambient. Derating is required at elevated ambient temperatures in accordance with the derating curve. For more detailed graphs, contact factory

PART NUMBER*	INDUCTANCE (µH) ±10% @ 1kHz**	CURRENT RATING MAXIMUM (Amps)	DC RESISTANCE MAX. (OHMS)	INCREMENTAL CURRENT (AMPS)***	DIMENSIONS Inches [Millimeters]			
					A (Max.)	B (Max.)	C ± 0.062 inches [± 1.59mm]	D ± 0.005 inches [± 0.13mm]
SERIES HC FERRITE CORE								
3HC-5	5	3	0.015	19	0.875 [22.23]	0.625 [15.88]	0.500 [12.70]	0.042 [1.07]
3HC-10	10	3	0.018	17	1.125 [28.58]	0.625 [15.88]	0.687 [17.45]	0.042 [1.07]
3HC-27	27	3	0.035	15	0.875 [22.23]	0.812 [20.62]	0.437 [11.10]	0.042 [1.07]
3HC-50	50	3	0.050	12	1.125 [28.58]	0.812 [20.62]	0.750 [19.05]	0.042 [1.07]
3HC-100	100	3	0.065	8	1.125 [28.58]	0.812 [20.62]	0.937 [23.80]	0.042 [1.07]
3HC-150	150	3	0.075	5	1.375 [34.93]	0.812 [20.62]	1.062 [26.97]	0.042 [1.07]
3HC-200	200	3	0.080	4	1.625 [41.28]	0.812 [20.62]	1.050 [26.67]	0.042 [1.07]
3HC-250	250	3	0.090	3	1.625 [41.28]	0.812 [20.62]	1.312 [33.32]	0.042 [1.07]
3HC-500	500	3	0.130	1	1.625 [41.28]	0.950 [24.13]	0.990 [25.15]	0.042 [1.07]
5HC-5	5	5	0.012	20	0.875 [22.23]	0.640 [16.26]	0.750 [19.05]	0.053 [1.35]
5HC-10	10	5	0.015	18	1.125 [28.58]	0.640 [16.26]	1.000 [25.40]	0.053 [1.35]
5HC-27	27	5	0.025	15	0.875 [22.23]	0.875 [22.23]	0.562 [14.27]	0.053 [1.35]
5HC-50	50	5	0.030	10	1.125 [28.58]	0.875 [22.23]	0.750 [19.05]	0.053 [1.35]
5HC-68	68	5	0.035	9	1.125 [28.58]	0.875 [22.23]	0.875 [22.23]	0.053 [1.35]
5HC-100	100	5	0.050	7	1.375 [34.93]	0.875 [22.23]	1.000 [25.40]	0.053 [1.35]
5HC-150	150	5	0.060	5	1.625 [41.28]	0.875 [22.23]	1.250 [31.75]	0.053 [1.35]
5HC-250	250	5	0.075	3	1.625 [41.28]	1.100 [27.94]	0.900 [22.86]	0.053 [1.35]
10HC-5	5	10	0.010	19	1.125 [28.58]	0.687 [17.45]	0.812 [20.62]	0.065 [1.65]
10HC-10	10	10	0.012	17	1.375 [34.93]	0.687 [17.45]	1.218 [30.94]	0.065 [1.65]
10HC-15	15	10	0.015	16	1.625 [41.28]	0.687 [17.45]	1.415 [35.94]	0.065 [1.65]
10HC-27	27	10	0.018	15	1.125 [28.58]	0.937 [23.80]	0.687 [17.45]	0.065 [1.65]
10HC-50	50	10	0.025	9	1.375 [34.93]	0.937 [23.80]	0.937 [23.80]	0.065 [1.65]
10HC-68	68	10	0.027	9	1.375 [34.93]	0.937 [23.80]	1.125 [28.58]	0.065 [1.65]
10HC-100	100	10	0.030	6	1.625 [41.28]	0.937 [23.80]	1.312 [33.32]	0.065 [1.65]
15HC-5	5	15	0.008	20	1.375 [34.93]	0.725 [18.42]	0.937 [23.80]	0.082 [2.08]
15HC-10	10	15	0.010	17	1.687 [42.85]	0.725 [18.42]	1.500 [38.10]	0.082 [2.08]
15HC-27	27	15	0.015	14	1.375 [34.93]	1.000 [25.40]	0.937 [23.80]	0.082 [2.08]
15HC-50	50	15	0.020	9	1.625 [41.28]	1.000 [25.40]	1.125 [28.58]	0.082 [2.08]
15HC-100	100	15	0.030	5	1.625 [41.28]	1.500 [38.10]	1.312 [33.32]	0.082 [2.08]

Dimension E
1.0 inches ± 1/16 inches;
25.4mm ± 1.59mm

Notes
** Inductance measured with zero DC current.
*** Incremental current reduces inductance by 10% or less. Average current must not exceed specified rated current.

Packaging Bulk only

*Complete part # must include series # PLUS the dash #
For surface finish information, refer to www.delevanfinishes.com

