

RoHS Compliant Product

A suffix of "-C" specifies halogen & lead-free

SMA

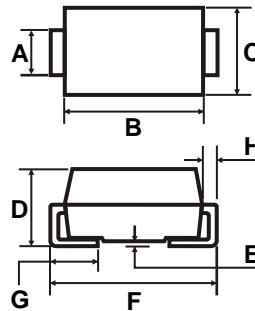
FEATURES

- * Low forward voltage drop
- * High current capability
- * High reliability
- * High surge current capability
- * Epitaxial construction



MECHANICAL DATA

- * Case: Molded plastic
- * Epoxy: UL 94V-0 rate flame retardant
- * Lead: Lead solderable per MIL-STD-202, method 208 guaranteed
- * Polarity: As Marked
- * Mounting position: Any
- * Weight: 0.093 grams (Approximately)



| | Dimensions in Millimeters | | Dimensions in Inches | |
|----------|---------------------------|-------|----------------------|-------|
| | | | | |
| A | 1.25 | 1.65 | 0.049 | 0.065 |
| B | 3.99 | 4.60 | 0.157 | 0.181 |
| C | 2.50 | 2.90 | 0.098 | 0.114 |
| D | 1.98 | 2.44 | 0.078 | 0.096 |
| E | 0.051 | 0.203 | 0.002 | 0.008 |
| F | 4.78 | 5.28 | 0.188 | 0.208 |
| G | 0.76 | 1.52 | 0.030 | 0.060 |
| H | 0.152 | 0.305 | 0.006 | 0.012 |

MAXIMUM RATINGS AND ELECTRICAL CHARACTERISTICS

Rating 25°C ambient temperature unless otherwise specified.
Single phase half wave, 60Hz, resistive or inductive load.
For capacitive load, derate current by 20%.

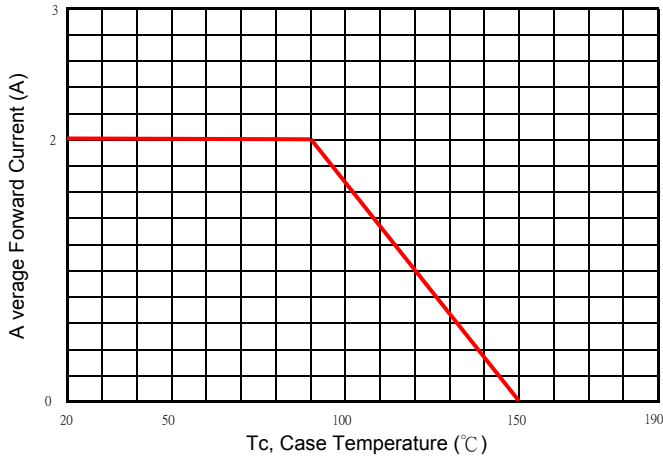
| TYPE NUMBER | SM2150A | UNITS |
|---|------------|----------|
| Maximum Recurrent Peak Reverse Voltage | 150 | V |
| Working Peak Reverse Voltage | 150 | V |
| Maximum DC Blocking Voltage | 150 | V |
| Maximum Average Forward Rectified Current See Fig. 1 | 2 | A |
| Peak Forward Surge Current, 8.3 ms single half sine-wave superimposed on rated load (JEDEC method) | 50 | A |
| Maximum Instantaneous Forward Voltage (I _F =2Amps, T _a = 25°C) | 0.85 | V |
| Maximum DC Reverse Current at Rated DC Blocking Voltage | 0.02 1 | mA mA |
| Typical Junction Capacitance (Note 1) | 150 | pF |
| Typical Thermal Resistance R _{θJA} (Note 2) | 75 | °C/W |
| Operating Temperature Range T _J | -50 ~ +150 | °C |
| Storage Temperature Range T _{STG} | -65 ~ +175 | °C |

NOTES:

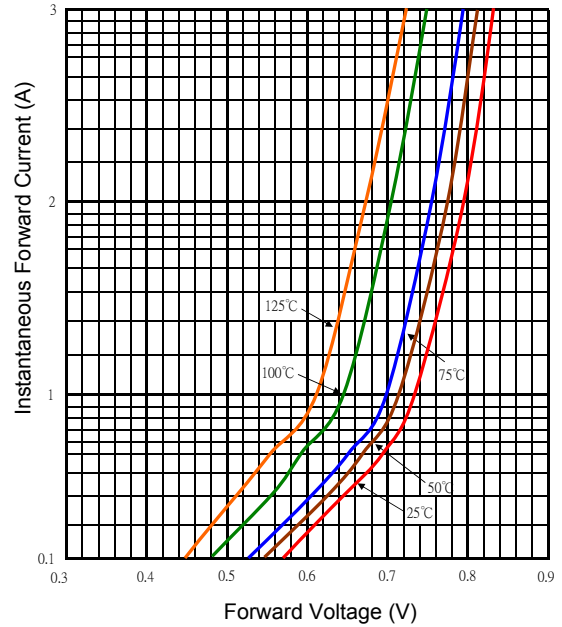
1. Measured at 1MHz and applied reverse voltage of 4.0V D.C.
2. Thermal resistance junction to ambient.

RATING AND CHARACTERISTIC CURVES

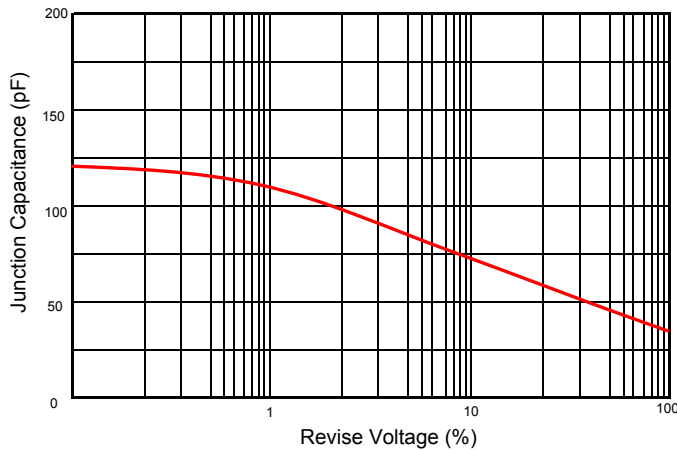
Typical Forward Current Derating Curve



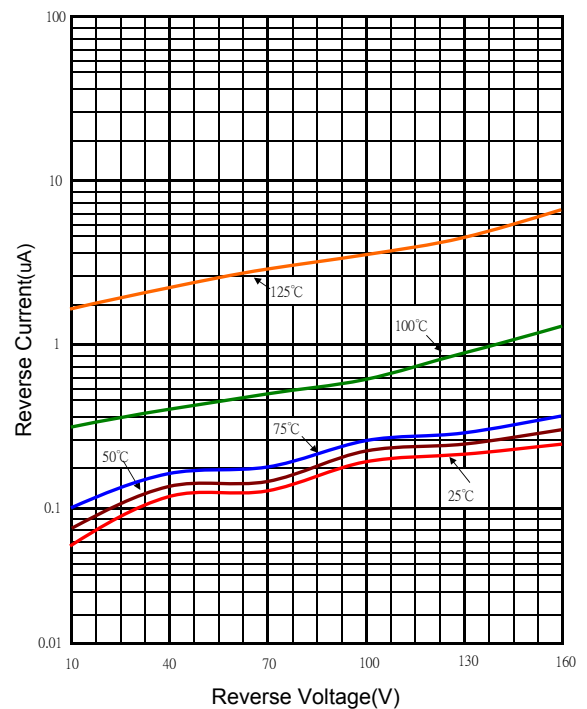
Typical Forward Characteristic



Typical Junction Capacitance



Typical Reverse Characteristic



Maximum Non- Repetitive Forward Surge Current

