

塑封高效率整流二极管

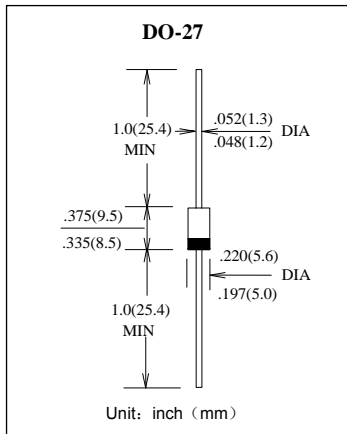
反向电压 50 --- 600 V

正向电流 3.0 A

Plastic High-Efficiency Rectifiers

Reverse Voltage 50 to 600V

Forward Current 3.0A



特征 Features

- 反向漏电流低 Low reverse leakage
- 正向浪涌承受能力强 High forward surge capability
- 高温焊接保证 High temperature soldering guaranteed:
260°C/10 秒, 0.375" (9.5mm) 引线长度。
260°C/10 seconds, 0.375" (9.5mm) lead length,
- 引线可承受5 磅 (2.3kg) 拉力。 5 lbs. (2.3kg) tension
- 引线和管体皆符合RoHS标准。
Lead and body according with RoHS standard

机械数据 Mechanical Data

- 端子: 镀锡轴向引线 Terminals: Plated axial leads
- 极性: 色环端为负极 Polarity: Color band denotes cathode end
- 安装位置: 任意 Mounting Position: Any

极限值和温度特性 TA = 25°C 除非另有规定。

Maximum Ratings & Thermal Characteristics Ratings at 25°C ambient temperature unless otherwise specified.

	符号 Symbols	MUR305	MUR310	MUR315	MUR320	MUR340	MUR360	单位 Unit
最大可重复峰值反向电压 Maximum repetitive peak reverse voltage	V_{RRM}	50	100	150	200	400	600	V
最大均方根电压 Maximum RMS voltage	V_{RMS}	35	70	105	140	280	420	V
最大直流阻断电压 Maximum DC blocking voltage	V_{DC}	50	100	150	200	400	600	V
最大正向平均整流电流 Maximum average forward rectified current	$I_{F(AV)}$	3.0						A
峰值正向浪涌电流 8.3ms 单一正弦半波 Peak forward surge current 8.3 ms single half sine-wave	I_{FSM}	150						A
典型热阻 Typical thermal resistance	$R_{\theta JA}$	15						°C/W
工作结温和存储温度 Operating junction and storage temperature range	T_j, T_{STG}	-55 --- +150						°C

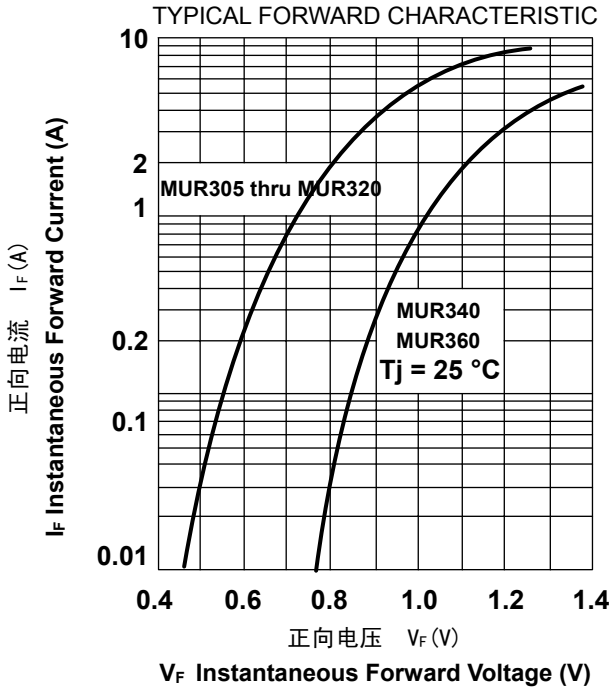
电特性 TA = 25°C 除非另有规定。

Electrical Characteristics Ratings at 25°C ambient temperature unless otherwise specified.

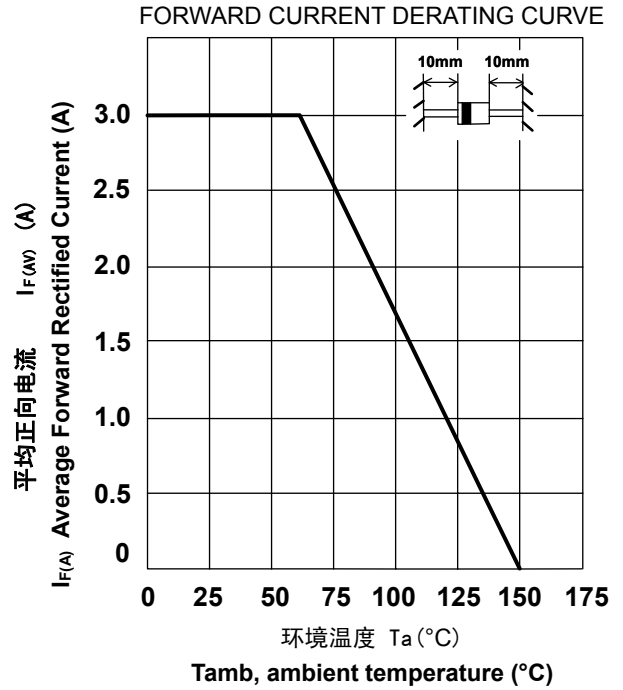
	符号 Symbols	MUR305	MUR310	MUR315	MUR320	MUR340	MUR360	单位 Unit
最大正向电压 Maximum forward voltage	$I_F = 3.0A$ V_F	0.89				1.28		V
最大反向电流 Maximum reverse current	TA= 25°C TA=100°C I_R	10 150						μA
最大反向恢复时间 MAX. Reverse Recovery Time	$I_F = 0.5A$ $I_R = 1.0A$ $I_{RR} = 0.25A$ trr	30				50		nS
典型结电容 Type junction capacitance	$V_R = 4.0V, f = 1MHz$ C_j	95						pF

特性曲线 Characteristic Curves

正向特性曲线 (典型值)



正向电流降额曲线



浪涌特性曲线 (最大值)

