

ISOLATED DC/DC CONVERTERS

48 Vdc Input 3.3 Vdc /30 A Output



Jan. 12, 2011

Bel Power Inc., a subsidiary of Bel Fuse Inc.

ORCY-C2T03x

RoHS Compliant

Rev.C

Features

- Isolated
- High Efficiency
- High Power Density
- Fixed Frequency (300 kHz)
- Low Cost
- Input Under-Voltage Lockout
- Output Over-Voltage Protection
- Class 1, Category 2, Isolated DC/DC Converter (refer to IPC-9592)
- UL60950-1 Recognized (UL/cUL) (Pending)
- Output Voltage Trim
- OCP/SCP
- Over Temperature Protection
- Remote On/Off
- Positive/Negative Remote Sense
- Basic Insulation

Applications

- Networking
- Computers and peripherals
- Telecommunications

Description

The ORCY-C2T03x is isolated dc/dc converter that operates from a nominal 48 Vdc source. This unit will provide up to 99 W of output power from a nominal 48 Vdc input. This unit is designed to be highly efficient and low cost. Features include remote on/off, over current protection and under-voltage lockout. This converter is provided in an industry standard eighth brick package.

Part Selection

Output Voltage	Input Voltage	Max. Output Current	Max. Output Power	Typical Efficiency	Model Number Active High	Model Number Active Low
3.3 Vdc	48 Vdc	30 A	99 W	93%	ORCY-C2T030	ORCY-C2T03L

Notes: Add "G" suffix at the end of the model number to indicate Tray Packaging.

Part Number Explanation

$\frac{0}{1} \frac{R}{2} \frac{CY}{3} - \frac{C2}{4} \frac{T}{5} \frac{03}{6} \frac{x}{7}$

- 1---Through hole
- 2---RoHS 6, change "R" to "7" means RoHS 5
- 3---Series name
- 4---Series code
- 5---Input range (36-75V)
- 6---Output voltage 3.3V
- 7--- Suffix

ISOLATED DC/DC CONVERTERS

48 Vdc Input 3.3 Vdc /30 A Output



Jan. 12, 2011

Bel Power Inc., a subsidiary of Bel Fuse Inc.

Absolute Maximum Ratings

Parameter	Min	Typ	Max	Unit	Notes
Continuous Input Voltage	-0.3	-	80	V	
Remote On/Off	-0.3	-	18	V	
I/O Isolation Voltage	1500	-	-	V	
Ambient Temperature	-40	-	85	°C	
Storage Temperature	-55	-	125	°C	

Note: Ratings used beyond the maximum ratings may cause a reliability degradation of the converter or may permanently damage the device.

Input Specifications

Parameter	Min	Typ	Max	Unit	Notes
Input Voltage	36	48	75	V	
Input Current (full load)	-	-	3.8	A	
Input Current (no load)	-	70	120	mA	
Remote Off Input Current	-	10	15	mA	
Input Reflected Ripple Current (rms)	-	5	10	mA	With simulated source impedance of 10 uH, 5Hz to 20MHz. Use a 100 uF/100 V electrolytic cap with ESR=1 ohm max, at 200 KHz@25°C.
Input Reflected Ripple Current (pk-pk)	-	-	30	mA	
I ² t Inrush Current Transient	-	-	0.1	A ² s	
Turn-on Voltage Threshold	33	-	35.5	V	
Turn-off Voltage Threshold	32	-	34.5	V	

Note: All specifications are typical at 25 °C unless otherwise stated.

Output Specifications

Parameter	Min	Typ	Max	Unit	Notes
Output Voltage Set Point	3.234	3.30	3.366	V	V _{in} =48 V, I _o =50%load
Load Regulation	-	±4	±9	mV	
Line Regulation	-	±8	±16.5	mV	
Regulation Over Temperature (-40deg.C-85deg.C)	-	±30	±50	mV	
Ripple and Noise (rms)	-	10	20	mV	0-20MHz BW, with a 1µF ceramic capacitor and the minimum external Tantalum cap at output.
Ripple and Noise (pk-pk)	-	55	90	mV	
Output Current Range	0	-	30	A	
Output DC Current Limit	33	-	44	A	
Short Circuit Surge Transient	-	2	4	A ² s	
Turn on Time	-	-	25	mS	
Overshoot at Turn on	-	0	-	%	
Output Capacitance	470	-	5600	uF	

ISOLATED DC/DC CONVERTERS

48 Vdc Input 3.3 Vdc /30 A Output



Jan. 12, 2011

Bel Power Inc., a subsidiary of Bel Fuse Inc.

Output Specifications (continued)

Parameter	Min	Typ	Max	Unit	Notes	
Transient Response						
ΔV 25%~50% of Max Load	Overshoot	-	50	100	mV	di/dt=0.1 A/us, Vin=48 Vdc, with a 1μF ceramic capacitor and the minimum external Tantalum cap at output.
	Settling Time	-	150	250	uS	
ΔV 50%~25% of Max Load	Overshoot	-	50	100	mV	
	Settling Time	-	150	250	uS	

Note: All specifications are typical at nominal input, full load at 25°C unless otherwise stated.

General Specifications

Parameter	Min	Typ	Max	Unit	Notes
Efficiency	90	93	-	%	Measured at Vin=48 V, full load.
Switching Frequency	270	300	330	kHz	
Isolation Capacitance	-	2200	-	pF	
Output Voltage Trim Range	90	-	110	%	Vin=48V, full load and short feedback optocoupler.
Remote Sense Compensation	-	-	10	%	
Over Temperature Protection	-	125	-	°C	
Over Voltage Protection	3.8	-	4.5	%	Vin=48 V, full load, in hiccup Mode
MTBF	TBD			Hours	Calculated Per Bell Core SR-332 (Io=80%load, Ta = 25 °C)
Dimensions	2.30 x 0.90 x 0.37 58.42 x 22.78 x 9.50			-	
Weight	-	28	-	g	

Note: All specifications are typical at 25 °C unless otherwise stated.

Control Specifications

Parameter	Min	Typ	Max	Unit	Notes	
Remote On/Off						
Signal Low (Unit On)	-0.7	-	0.8	V	When Remote On/Off pin is open, unit is off.	
Signal High (Unit Off)				2.4		-
Signal Low (Unit Off)	-0.7	-	0.8	V		When Remote On/Off pin is open, unit is on.
Signal High (Unit On)				2.4		
Current Sink	0	-	1	mA		

ISOLATED DC/DC CONVERTERS

48 Vdc Input 3.3 Vdc /30 A Output



Jan. 12, 2011

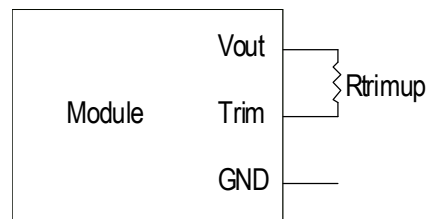
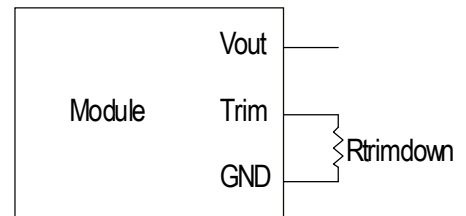
Bel Power Inc., a subsidiary of Bel Fuse Inc.

Output Trim Equations

Equations for calculating the trim resistor are shown below. The Trim Down resistor should be connected between the Trim pin and GND pin. The Trim Up resistor should be connected between the Trim pin and the Vout pin. Only one of the resistors should be used for any given application.

$$R_{trimdown} = \frac{511}{|\delta|} - 10.22 [k\Omega]$$

$$R_{trimup} = \frac{(100 + \delta) \cdot V_o \cdot 5.11 - 626}{1.225 \cdot \delta} - 10.22 [k\Omega]$$

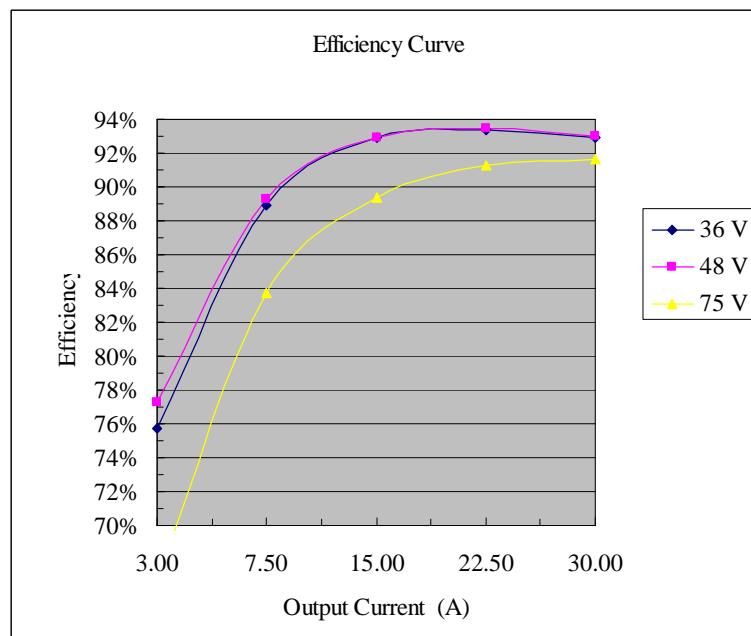


Note:

$$\delta = \frac{(V_o_{req} - V_o)}{V_o} \times 100 [\%]$$

V_o_{req} = Desired (trimmed) output voltage [V]
Output voltage V_o = 3.3 V

Efficiency Data



ISOLATED DC/DC CONVERTERS

48 Vdc Input 3.3 Vdc /30 A Output

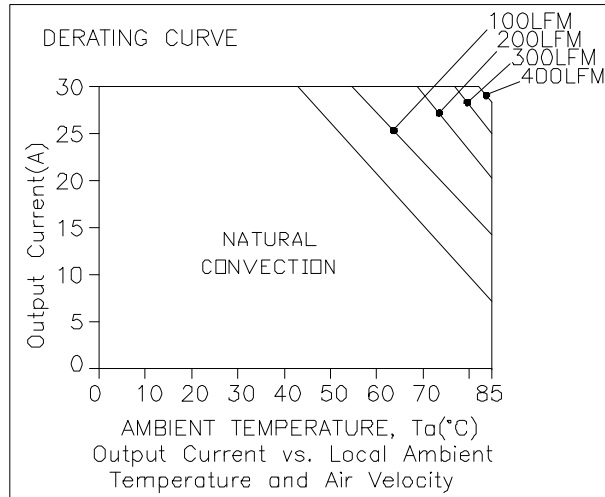


Jan. 12, 2011

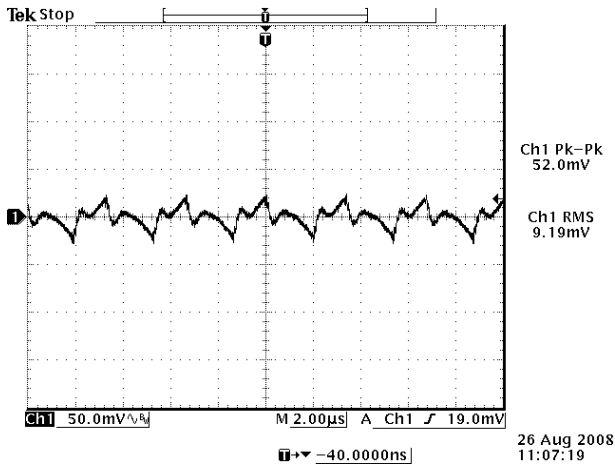
Bel Power Inc., a subsidiary of Bel Fuse Inc.

Thermal Derating Curve

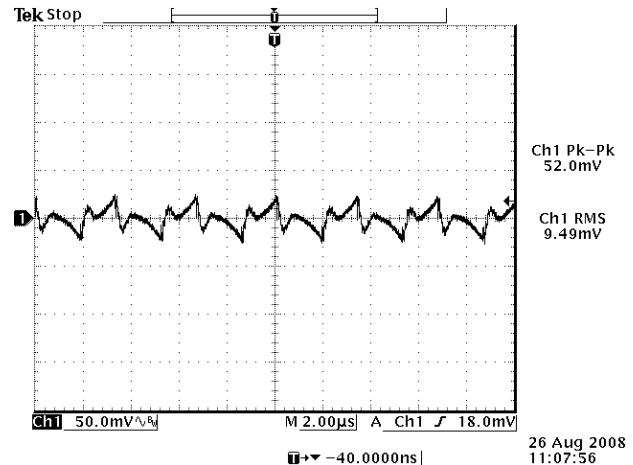
Vin=48V, with maximum junction temperature of semiconductors derated to 120 degree C



Ripple and Noise Waveforms



Io=0A Vin=48V



Io=30A Vin=48V

Note: Ripple and noise with a 1uF ceramic cap and a 10 uF Tantalum cap at output, and Ta=25 deg C.

ISOLATED DC/DC CONVERTERS

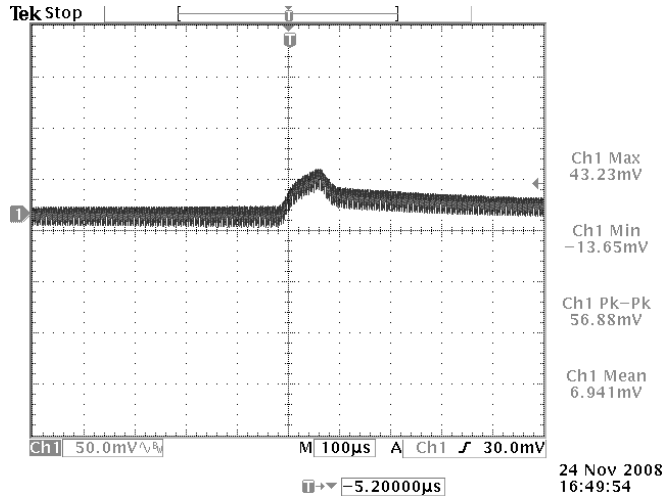
48 Vdc Input 3.3 Vdc /30 A Output



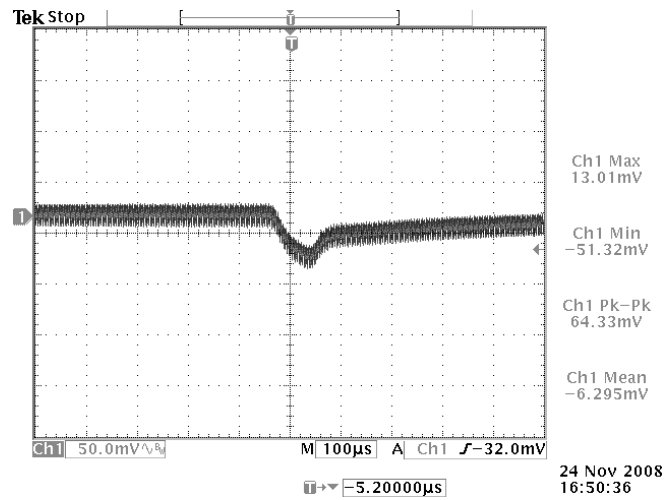
Jan. 12, 2011

Bel Power Inc., a subsidiary of Bel Fuse Inc.

Transient Response Waveforms



Vout=3.3V 75% to 50% Load Transients at Vin=48V



Vout=3.3V 50% to 75% Load Transients at Vin=48V

Note: Transient Response at $di/dt=0.1A/\mu S$, External 330uF Tantalum Cap, $T_a=25deg C$.

ISOLATED DC/DC CONVERTERS

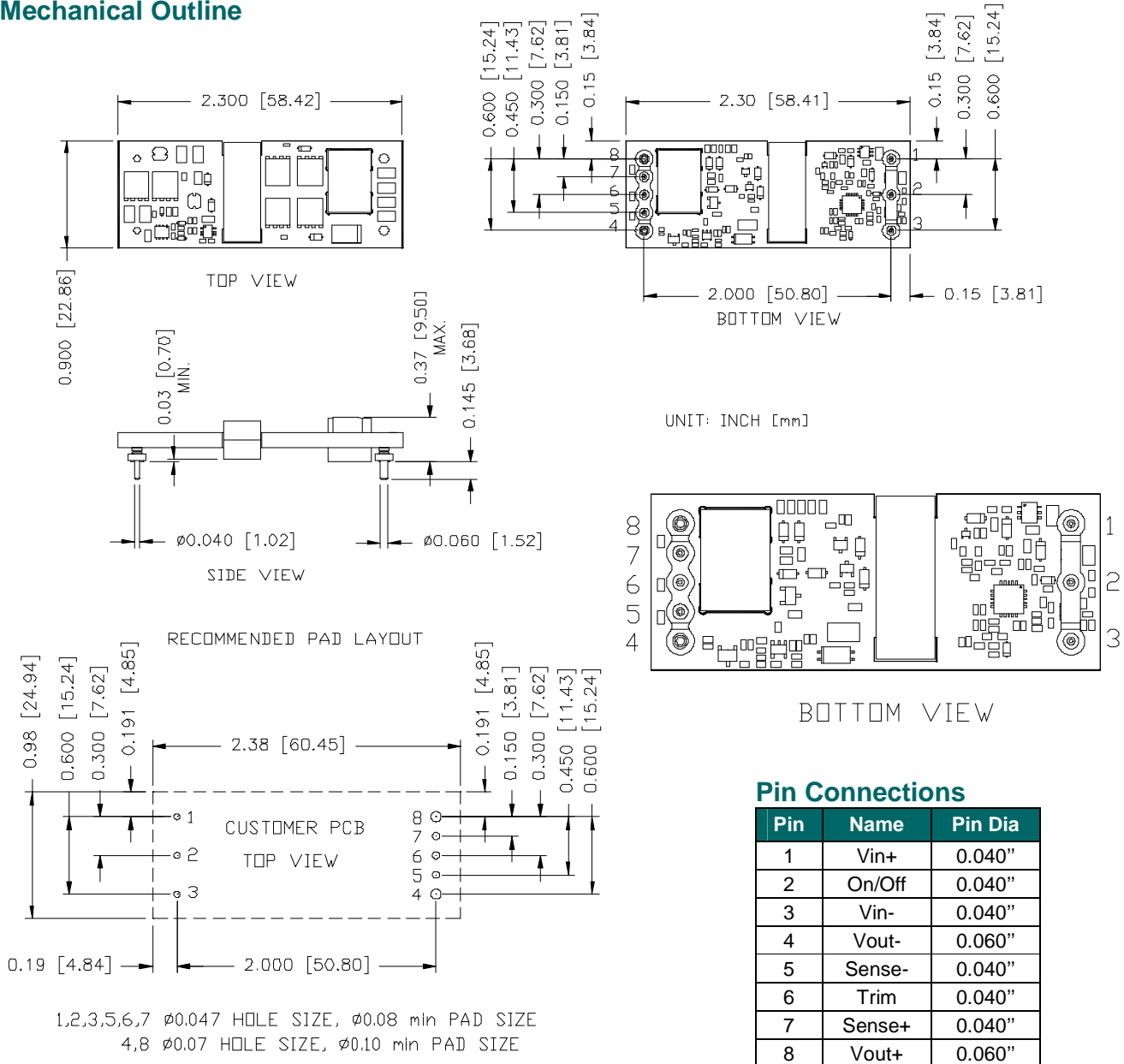
48 Vdc Input 3.3 Vdc /30 A Output



Jan. 12, 2011

Bel Power Inc., a subsidiary of Bel Fuse Inc.

Mechanical Outline



Note: This module is recommended and compatible with Pb-Free Wave Soldering and must be soldered using a peak solder temperature of no more than 260 °C for less than 5 seconds.

Note:

- 1) All Pins: Material - Copper Alloy;
Finish – 3 micro inches minimum Gold over 50 micro inches minimum Nickel plate.
- 2) Undimensioned components are shown for visual reference only.
- 3) All dimensions in inches (mm); Tolerances: x.xx +/-0.02 in. (x.x +/-0.5mm) x.xxx +/-0.010 in. (x.xx +/-0.25mm).

ISOLATED DC/DC CONVERTERS

48 Vdc Input 3.3 Vdc /30 A Output



Jan. 12, 2011

Bel Power Inc., a subsidiary of Bel Fuse Inc.

Revision History

Date	Revision	Changes Detail	Approval
2011-01-12	C	Change max input current (full load) from 4.5A to 3.8A in input specifications.	JZ Wang

RoHS Compliance

Complies with the European Directive 2002/95/EC, calling for the elimination of lead and other hazardous substances from electronic products.



©2011 Bel Fuse Inc. Specifications subject to change without notice. 011211

8

CORPORATE

Bel Fuse Inc.
206 Van Vorst Street
Jersey City, NJ 07302
Tel 201-432-0463
Fax 201-432-9542
www.belfuse.com

FAR EAST

Bel Fuse Ltd.
8F/ 8 Luk Hop Street
San Po Kong
Kowloon, Hong Kong
Tel 852-2328-5515
Fax 852-2352-3706
www.belfuse.com

EUROPE

Bel Fuse Europe Ltd.
Preston Technology Management Centre
Marsh Lane, Suite G7, Preston
Lancashire, PR1 8UD, U.K.
Tel 44-1772-556601
Fax 44-1772-888366
www.belfuse.com