


Low Profile Miniature PCB Power Relay

PC375



FEATURES

- Up to 16 Amp contact capacity
- Up to a full one horsepower at 250 VAC
- 5 KV dielectric strength between coil and contacts
- 1 Form A to 2 form C contact forms available
- Low profile design, .62 in. tall
- Meets UL 873 spacing
- Class F (155 degrees C) insulation available



File # E93379

UL/CUR RATINGS

Version	1 and 2	3	4
General Purpose	12 A / 277 VAC	16 A / 277 VAC	8 A / 277 VAC
Motor Load	1/2 HP / 250 VAC 1/3 HP / 125 VAC	1 HP / 250 VAC 1/3 HP / 125 VAC	1/2 HP / 250 VAC 1/4 HP / 125 VAC
Max Switching Power	4000 VA	3000 VA	2000 VA
Max Switching Voltage	440 VAC / 125 VDC		

CONTACT DATA

Material	AgCdO (Silver Cadmium Oxide)	
	AgNi 10 (Silver nickle 10) AgSnO (Silver Tin Oxide)	
Initial Contact Resistance	50 milliohms max @ 1A, 6VDC	
Service Life	Mechanical	1 X 10 ⁷ Operations
	Electrical	1 X 10 ⁵ Operations

CHARACTERISTICS

Operate Time	7 ms. Max.
Release Time	3 ms. Max.
Insulation Resistance	1,000 megohms min, at 500VDC, 50%RH
Dielectric Strength	5000 Vrms, 1 min. between coil and contacts 1000 Vrms, 1 min. between open contacts 2500 Vrms, 1 min. between contact poles
Shock Resistance	10 g, 11ms, functional; 100 g, destructive
Vibration Resistance	DA 2 mm, 10-50 Hz
Power Consumption	0.4 Watts
Ambient Temperature Range	-40 to 70 C, -40 to 130 C storage
Weight	13.5 grams approx.

ORDERING INFORMATION

Example: PC375 -1C -12 S 3 T F

Model

Contact Form 1A, 1B, 1C, 2A, 2B, or 2C

Coil Voltage

Enclosure S: Sealed; C: Dust Cover

Version
1: 1 Pole, 12 A; 3.5 mm 2: 1 Pole, 12 A; 5 mm
3: 1 Pole, 16 A; 5 mm 4: 2 Pole, 8 A; 5 mm

Contact Material
Nil: AgCdO, T: AgSnO, N: AgNi 10

Insulation System: Nil: Class B, F: Class F

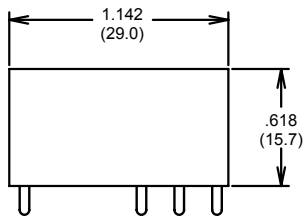
COIL DATA

Coil Voltage	Resistance ohms \pm 10%	Must Operate Voltage Max. (VDC)	Must Release Voltage Min. (VDC)	Continuous Voltage Max. (VDC)
5	62	3.50	0.5	5.5
6	90	4.20	0.6	6.6
12	360	8.40	1.2	13.2
24	1440	16.8	2.4	26.4
48	5760	33.6	4.8	52.8
60	7500	42.0	6.0	66.0
110	25200	77.0	11.0	121.0

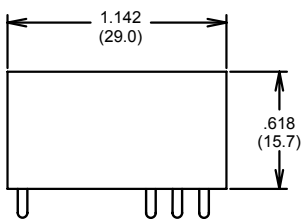
Note: Custom coil voltages within the ranges shown are available on special order.

Dimensions in Inches (millimeters)

Side View

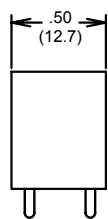
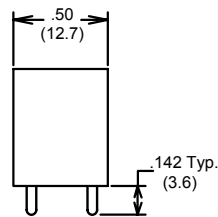


5 mm Version

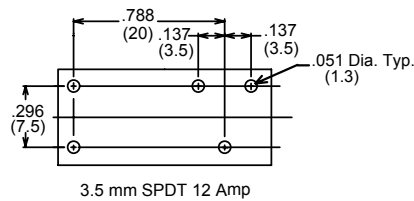
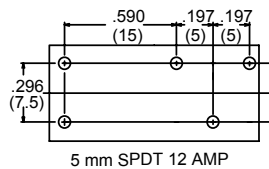
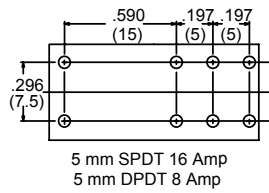


3.5 mm Version

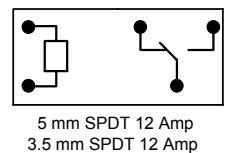
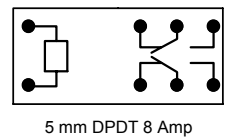
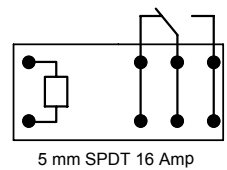
End View



**Bottom View
PC Board Layout**



Wiring Diagrams



Notes:
 Contact Form C shown
 On Contact Forms A & B Unused Pins are Omitted
 Tolerances \pm .010 unless otherwise noted



3220 Commander Drive, Suite 102, Carrollton, Texas 75006

Sales: Call Toll Free (888) 997-3933 Fax (818) 342-5296 email: pickerwest@sbcglobal.net URL: pickercomponents.com