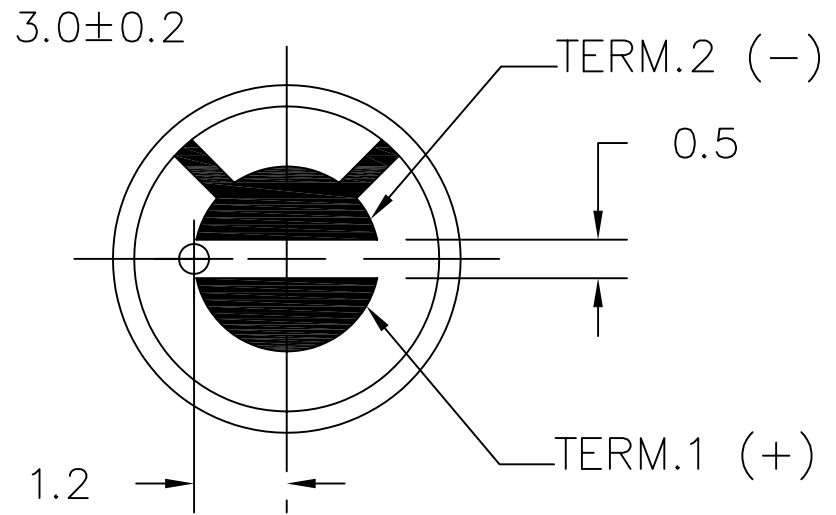
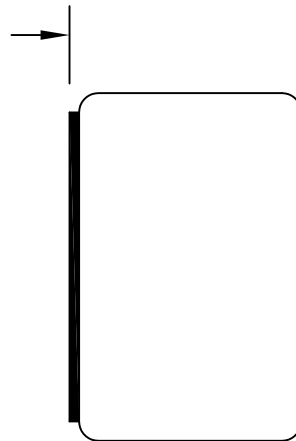
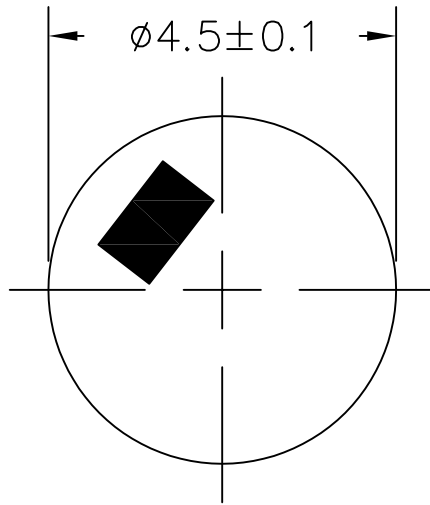


THIS DOCUMENT CONTAINS DATA PROPRIETARY TO PROJECTS UNLIMITED, INC. ANY USE OR REPRODUCTION, IN ANY FORM, WITHOUT PRIOR WRITTEN PERMISSION OF PROJECTS UNLIMITED, INC. IS PROHIBITED.
 © 2005, Projects Unlimited Inc.

SPECIFICATIONS

PARAMETERS	VALUES	UNITS
DIRECTIVITY	NOISE CANCELLING	-
SENSITIVITY	-54±3	dB
STANDARD OPERATING VOLTAGE	2	Vdc
MAX OPERATING VOLTAGE	10	Vdc
CURRENT CONSUMPTION (MAX)	0.5	mA
IMPEDANCE	2.2	KOhm
SIGNAL TO NOISE RATIO (MIN.)	55	dB
TERMINAL	SOLDER PADS	-
INTERNAL CAPACITOR	N/A	pF

REVISIONS			
LTR	DESCRIPTION	DATE	APPROVED
-	RELEASED FROM ENGINEERING	1/31/06	
A	ADDED TERMINAL POLARITY	2/5/07	D.F.



NOTES:

1. ALL DIMENSIONS ARE IN MILLIMETERS.
2. SPECIFICATION SUBJECT TO CHANGE OR WITHDRAWAL WITHOUT NOTICE.
3. THIS PART IS RoHS 2002/95/EC COMPLIANT.

FILE NAME
 TNM-3054L-R.DWG

UNLESS OTHERWISE SPECIFIED:
 DIMENSIONS ARE IN MILLIMETERS, TOLERANCES ARE ±0.5 AND ANGLES ARE ±3°.

projects® unlimited Dayton, Ohio

APPROVALS	DATE
DRAWN <i>J.A.F.</i>	01/06
CHECKED <i>E.P.</i>	01/06
APPROVED <i>B.R.</i>	01/06

MICROPHONE

SIZE A DRAWING NO. TNM-3054L-R

DO NOT SCALE DRAWING

SCALE: N.T.S.

SHEET 1 OF 1