

MARKING / Aufdruck

MEDER-Label, Type
Production code,
EN60062 / Factory code
circuit diagram

MEDER-Logo, Typ
Produktionscode
EN60062/Fertigungsstätte
Schaltbild



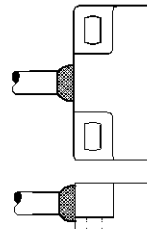
dimensions / Abmessungen (mm)
Tolerances acc. to DIN ISO 2768-m

CABLE / Kabel

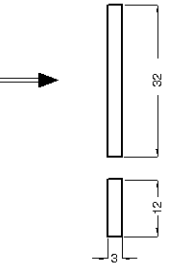
PVC LIYY AWG24, 2x0.25 mm², grey
UL-Style 2464
colour of wires: white, brown (blue/brown)
ends tinned

PVC LIYY AWG24, 2x0.25 mm², grau
UL-Style 2464
Aderfarben: weiss, braun (blau/braun)
Enden verzinkt

SWITCHING DISTANCES / Schaltwege

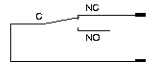


SENSOR



MAGNETICALLY CONDUCTIVE MATERIAL
Magnetisch leitendes Material

CIRCUIT DIAGRAM
Schaltbild



Magnetic properties	Conditions	Min	Typ	Max	Unit
Pull in	at 20 °C	3		8,5	mm
Drop out	at 20 °C	4		12	mm
Test equipment				SV002	

Special Product Data	Conditions	Min	Typ	Max	Unit
Contact-form				NC/	
Contact rating	Any DC combination of V & A not to exceed their individual max.'s			10	W
operating voltage	DC or Peak AC			175	VDC
operating ampere	DC or Peak AC			1	A
Switching current	DC or Peak AC			0,5	A
Sensor-resistance	measured with 40% overdrive			620	mOhm
approval				UL listed materials	
Housing material				Crastin,SK 645FR, rated 94V-0, 140 °C, E.I. Dupont	
Case color				blue	
Sealing compound				Voltatex CE 12 FW-UL	

Environmental data	Conditions	Min	Typ	Max	Unit
Operating temperature	cable not moved	-30		80	°C
Operating temperature	cable moved	-5		80	°C
Storage temperature		-30		80	°C

Cable specification	Conditions	Min	Typ	Max	Unit
Cable typ				round cable	
Cable material				PVC	
Cross section				AWG 24	

General data	Conditions	Min	Typ	Max	Unit
Mounting advice				over 5m cable, a series resistor is recommended.	
Mounting advice				Decreased switching distances by mounting on iron.	
Mounting advice				Magnetically conductive screws must not be used.	
tightening torque	Screw M3 ISO 1207 Disk ISO 7089			0,5	Nm