



Micro Commercial Components

Micro Commercial Components
20736 Marilla Street Chatsworth
CA 91311
Phone: (818) 701-4933
Fax: (818) 701-4939

MBR1620FCT THRU MBR16100FCT

Features

- High Surge Capability
- Low Forward Voltage Drop
- Marking : type number
- Low Power Loss, High Efficiency
- Lead Free Finish/RoHS Compliant(Note 1) ("P" Suffix designates RoHS Compliant. See ordering information)
- Case Material: Molded Plastic. UL Flammability Classification Rating 94V-0 and MSL Rating 1

Maximum Ratings

- Operating Temperature: -50°C to +125°C
- Storage Temperature: -50°C to +125°C
- Maximum Thermal Resistance: $R_{\theta JC} = 2.0^{\circ}\text{C}/\text{W}$

MCC Part Number	Maximum Recurrent Peak Reverse Voltage	Maximum RMS Voltage	Maximum DC Blocking Voltage
MBR1620FCT	20V	14V	20V
MBR1630FCT	30V	21V	30V
MBR1640FCT	40V	28V	40V
MBR1650FCT	50V	35V	50V
MBR1660FCT	60V	42V	60V
MBR1680FCT	80V	56V	80V
MBR16100FCT	100V	70V	100V

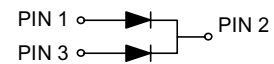
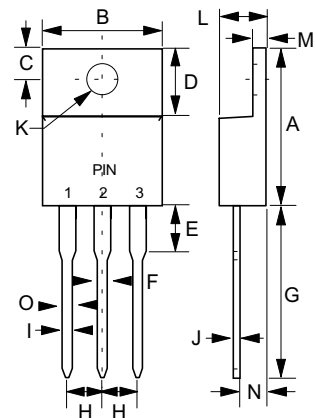
Electrical Characteristics @ 25°C Unless Otherwise Specified

Average Forward Current	$I_{F(AV)}$	16 A	$T_C = 90^{\circ}\text{C}$
Peak Forward Surge Current	I_{FSM}	150A	8.3ms, half sine
Maximum Instantaneous Forward Voltage	V_F	.55V	$I_{FM} = 8.0\text{A per leg}$
MBR1620FCT-1640FCT		.75V	
MBR1650FCT-1660FCT MBR1680FCT-16100FCT		.85V	
Maximum DC Reverse Current At Rated DC Blocking Voltage	I_R	0.5mA 100mA	$T_C = 25^{\circ}\text{C}$ $T_C = 100^{\circ}\text{C}$

Notes:1.High Temperature Solder Exemption Applied, see EU Directive Annex 7.

16 Amp Schottky Rectifier 20-100 Volts

ITO-220AB



DIM	INCHES		MM		NOTE
	MIN	MAX	MIN	MAX	
A	.583	.642	14.80	16.30	
B	---	.406	---	10.30	
C	.100	.112	2.55	2.85	
D	.248	.272	6.30	6.90	
E	---	.161	---	4.10	
F	---	.071	---	1.80	
G	.512	.543	13.00	13.80	
H	---	.100	---	2.55	
I	---	.035	---	0.90	
J	---	.032	---	0.80	
K	.118	.134	3.00	3.40	∅
L	---	.189	---	4.80	
M	---	.130	---	3.30	
N	.098	.114	2.50	2.90	
O	---	.055	---	1.40	

MBR1620FCT thru MBR16100FCT



Figure 1
Typical Reverse Characteristics

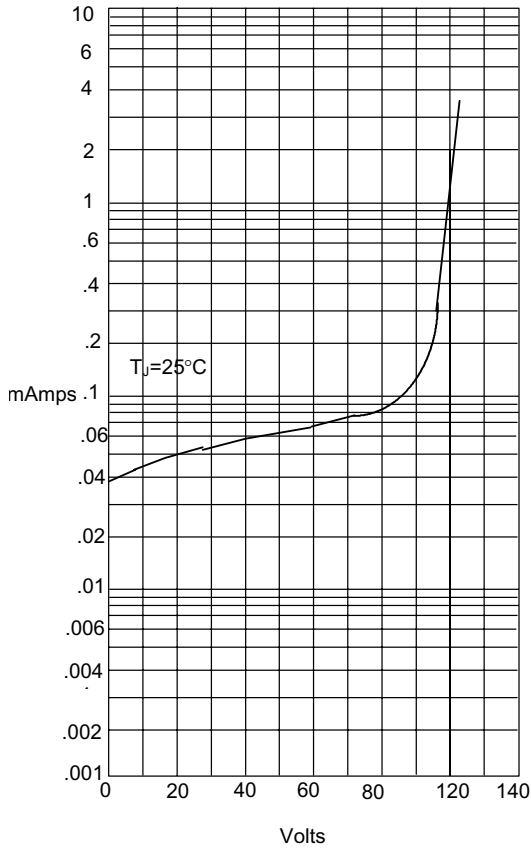
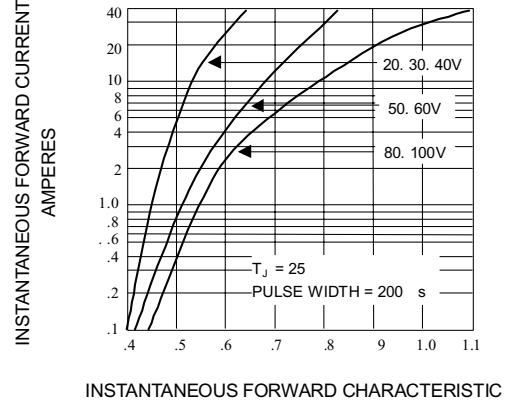
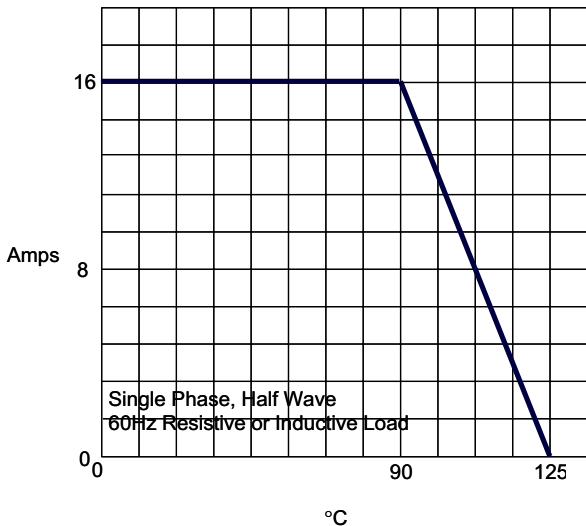


Fig. 2-TYPICAL INSTANTANEOUS FORWARD CHARACTERISTIC



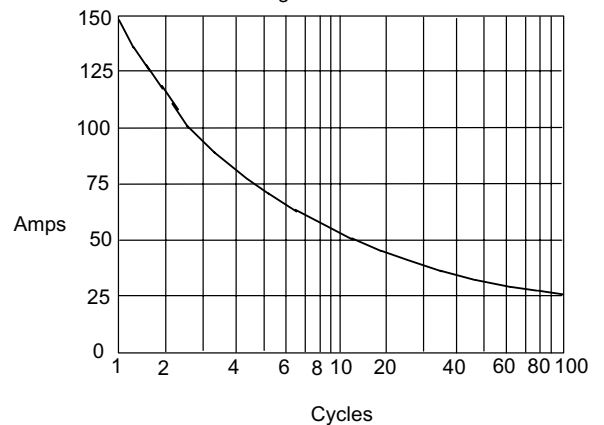
Instantaneous Reverse Leakage Current - MicroAmperes versus Percent Of Rated Peak Reverse Voltage - Volts

Figure 3
Forward Derating Curve



Average Forward Rectified Current - Amperes versus Ambient Temperature - $^\circ\text{C}$

Figure 4
Peak Forward Surge Current



Peak Forward Surge Current - Amperes versus Number Of Cycles At 60Hz - Cycles



Micro Commercial Components

Ordering Information

Device	Packing
(Part Number)-BP	Bulk;1Kpcs/Box

*****IMPORTANT NOTICE*****

Micro Commercial Components Corp. reserves the right to make changes without further notice to any product herein to make corrections, modifications , enhancements , improvements , or other changes . *Micro Commercial Components Corp.* does not assume any liability arising out of the application or use of any product described herein; neither does it convey any license under its patent rights ,nor the rights of others . The user of products in such applications shall assume all risks of such use and will agree to hold *Micro Commercial Components Corp.* and all the companies whose products are represented on our website, harmless against all damages.

*****APPLICATIONS DISCLAIMER*****

Products offer by *Micro Commercial Components Corp.* are not intended for use in Medical, Aerospace or Military Applications.