
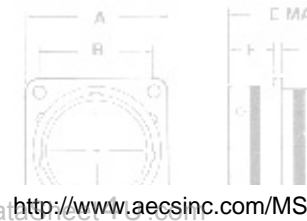

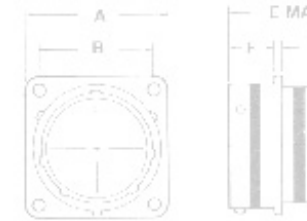

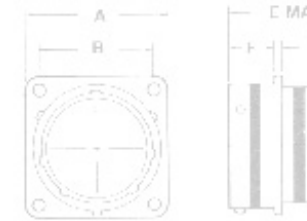




Allen Electric Connector Sales, Inc.



MS3456 PLUG

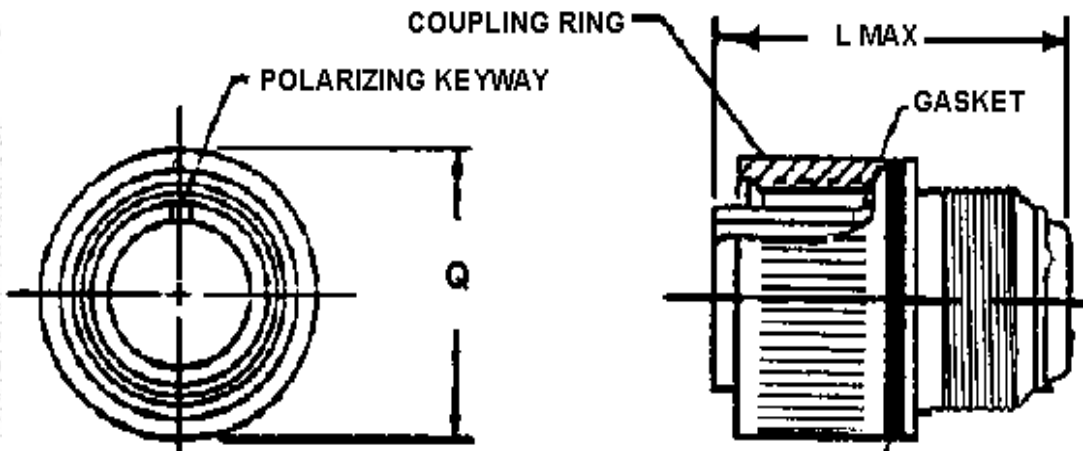


SHELL SIZE	A	B	C	D	E	F
8	628	564	568	120	1,215	44
10	954	719	585	120	1,215	44
12	1,047	812	564	120	1,215	44
14	1,141	906	969	120	1,215	44
16	1,234	966	1,115	120	1,215	44
18	1,328	1,002	1,216	120	1,215	44
20	1,443	1,100	1,365	120	1,275	5/2
22	1,578	1,200	1,486	120	1,275	5/2
24	1,703	1,375	1,615	147	1,275	5/2

SHELL SIZE	A	B	C	D	E	F
8	82	82	82	82	82	82
10	96	96	96	96	96	96
12	110	110	110	110	110	110
14	124	124	124	124	124	124
16	138	138	138	138	138	138
18	152	152	152	152	152	152
20	166	166	166	166	166	166
22	180	180	180	180	180	180
24	194	194	194	194	194	194



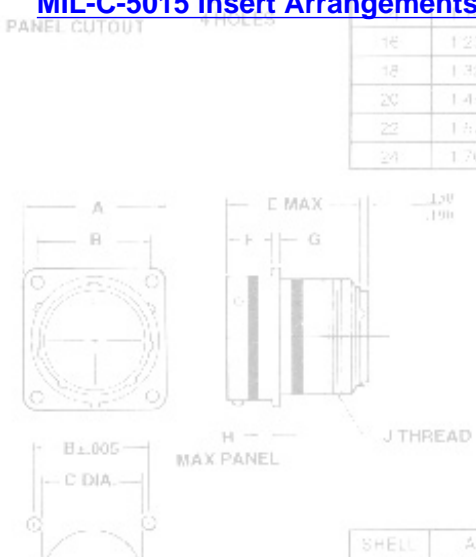
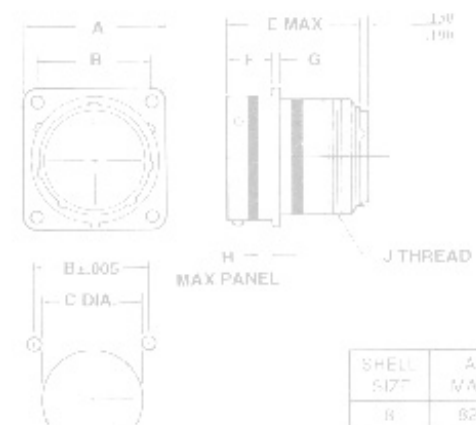
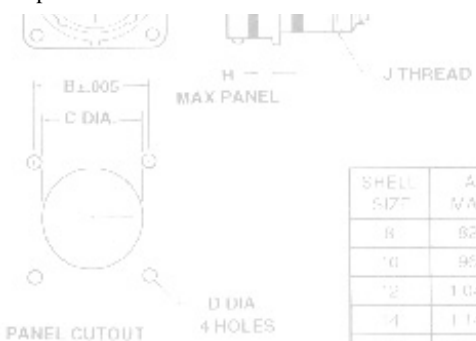
SHELL SIZE	A	B	C	D	E	F
8	628	564	568	120	1,215	44
10	954	719	585	120	1,215	44
12	1,047	812	564	120	1,215	44
14	1,141	906	969	120	1,215	44
16	1,234	966	1,115	120	1,215	44
18	1,328	1,002	1,216	120	1,215	44
20	1,443	1,100	1,365	120	1,275	5/2
22	1,578	1,200	1,486	120	1,275	5/2
24	1,703	1,375	1,615	147	1,275	5/2



SHELL SIZE	A	B	C	D	E	F
8	628	564	568	120	1,215	44
10	954	719	585	120	1,215	44
12	1,047	812	564	120	1,215	44
14	1,141	906	969	120	1,215	44
16	1,234	966	1,115	120	1,215	44
18	1,328	1,002	1,216	120	1,215	44
20	1,443	1,100	1,365	120	1,275	5/2
22	1,578	1,200	1,486	120	1,275	5/2
24	1,703	1,375	1,615	147	1,275	5/2

L MAX

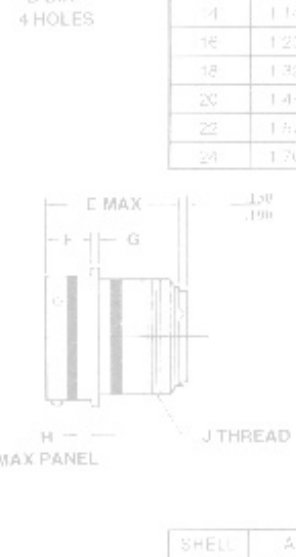
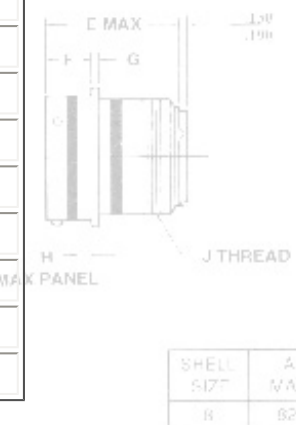
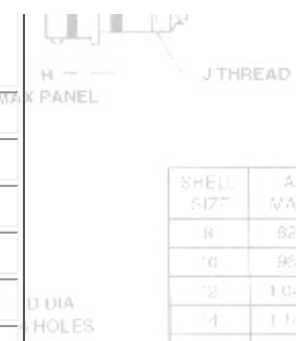
Q



SHELL SIZE	SIZE 16 & 12 CONTACTS	SIZE 0, 4 & 8 CONTACTS	MAX
8S	2.031	-	.844
10S	2.031	-	.969
10SL	2.031	-	.969
12S	2.031	-	1.062
12	2.125	-	1.062
14S	2.031	-	1.156
14	2.125	-	1.156
16S	2.031	-	1.250
16	2.125	2.500	1.250
18	2.125	2.500	1.344
20	2.125	2.500	1.469
22	2.125	2.500	1.594
24	2.125	2.500	1.719
28	2.125	2.500	1.969
32	2.125	2.500	2.219
36	2.125	2.500	2.469
40	2.125	2.500	2.719

SHELL SIZE	A MAX	B ±.005	C ±.005	D ±.005	E MAX	F ±.010	G ±.010	H MAX	J TH-HEAD 2A
8	.828	.554	.568	.120	1.215	.446	.052	.087	3/32-24 UNEF
10	.954	.719	.585	.120	1.215	.446	.052	.087	3/32-24 UNEF
12	1.047	.812	.564	.120	1.215	.446	.052	.087	3/32-24 UNEF
14	1.141	.906	.969	.120	1.215	.446	.062	.087	7/8-20 UNEF
16	1.234	.968	1.115	.120	1.215	.446	.062	.087	1-20 UNEF
18	1.328	1.032	1.236	.120	1.215	.446	.062	.087	1-1/16-18 UNLF
20	1.418	1.100	1.265	.120	1.275	.522	.094	.112	1-3/16-18 UNLF
22	1.518	1.150	1.486	.120	1.275	.522	.094	.112	1-5/16-18 UNLF
24	1.703	1.375	1.615	.147	1.275	.604	.094	.112	1-7/16-18 UNLF

SHELL SIZE	A MAX	B ±.005	C ±.005	D ±.005	E MAX	F ±.010	G ±.010	H MAX	J TH-HEAD 2A
8	.828	.554	.568	.120	1.215	.446	.052	.087	3/32-24 UNEF
10	.954	.719	.585	.120	1.215	.446	.052	.087	3/32-24 UNEF
12	1.047	.812	.564	.120	1.215	.446	.052	.087	3/32-24 UNEF
14	1.141	.906	.969	.120	1.215	.446	.062	.087	7/8-20 UNEF
16	1.234	.968	1.115	.120	1.215	.446	.062	.087	1-20 UNEF
18	1.328	1.032	1.236	.120	1.215	.446	.062	.087	1-1/16-18 UNLF
20	1.418	1.100	1.265	.120	1.275	.522	.094	.112	1-3/16-18 UNLF
22	1.518	1.150	1.486	.120	1.275	.522	.094	.112	1-5/16-18 UNLF
24	1.703	1.375	1.615	.147	1.275	.604	.094	.112	1-7/16-18 UNLF

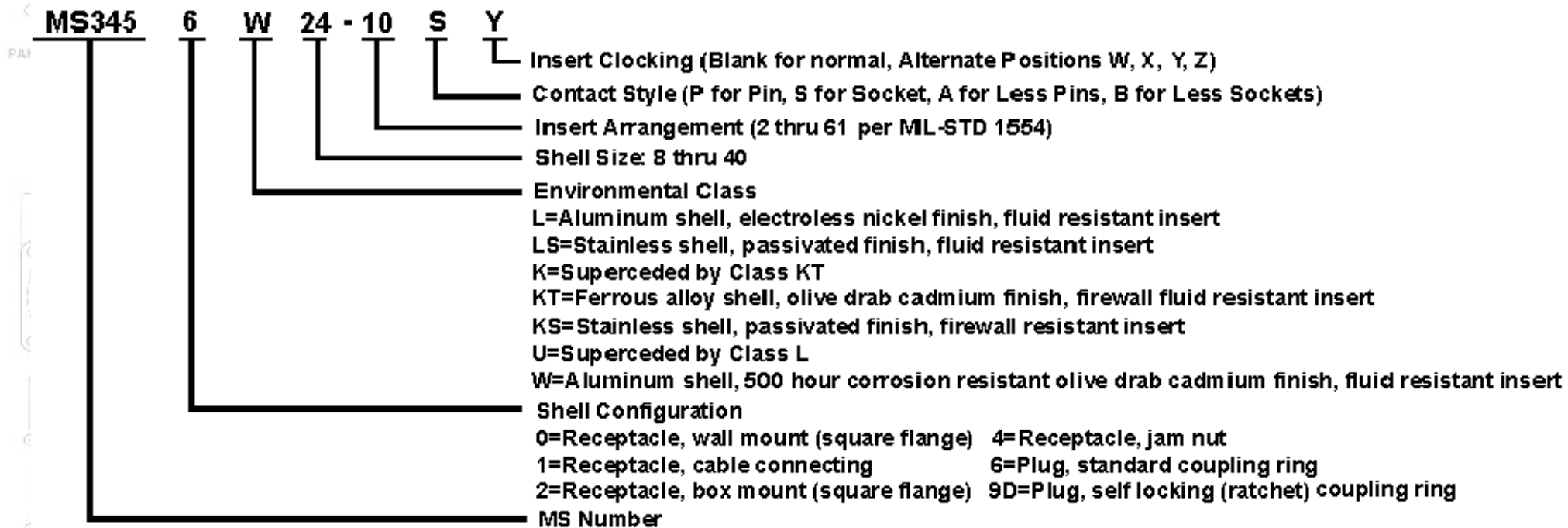


MIL-C-5015 Insert Contacts, Service Rating & Clocking Positions
MIL-C-5015 Insert Arrangements

SHELL SIZE	A MAX	B ±.005	C ±.005	D ±.005	E MAX	F ±.010	G ±.010	H MAX	J TH-HEAD 2A
8	.828	.554	.568	.120	1.215	.446	.052	.087	3/32-24 UNEF
10	.954	.719	.585	.120	1.215	.446	.052	.087	3/32-24 UNEF
12	1.047	.812	.564	.120	1.215	.446	.052	.087	3/32-24 UNEF
14	1.141	.906	.969	.120	1.215	.446	.062	.087	7/8-20 UNEF
16	1.234	.968	1.115	.120	1.215	.446	.062	.087	1-20 UNEF
18	1.328	1.032	1.236	.120	1.215	.446	.062	.087	1-1/16-18 UNLF
20	1.418	1.100	1.265	.120	1.275	.522	.094	.112	1-3/16-18 UNLF
22	1.518	1.150	1.486	.120	1.275	.522	.094	.112	1-5/16-18 UNLF
24	1.703	1.375	1.615	.147	1.275	.604	.094	.112	1-7/16-18 UNLF

SHELL SIZE	A MAX	B ±.005	C ±.005	D ±.005	E MAX	F ±.010	G ±.010	H MAX	J TH-HEAD 2A
8	.828	.554	.568	.120	1.215	.446	.052	.087	3/32-24 UNEF
10	.954	.719	.585	.120	1.215	.446	.052	.087	3/32-24 UNEF
12	1.047	.812	.564	.120	1.215	.446	.052	.087	3/32-24 UNEF
14	1.141	.906	.969	.120	1.215	.446	.062	.087	7/8-20 UNEF
16	1.234	.968	1.115	.120	1.215	.446	.062	.087	1-20 UNEF
18	1.328	1.032	1.236	.120	1.215	.446	.062	.087	1-1/16-18 UNLF
20	1.418	1.100	1.265	.120	1.275	.522	.094	.112	1-3/16-18 UNLF
22	1.518	1.150	1.486	.120	1.275	.522	.094	.112	1-5/16-18 UNLF
24	1.703	1.375	1.615	.147	1.275	.604	.094	.112	1-7/16-18 UNLF

MILITARY PART NUMBERING SYSTEM



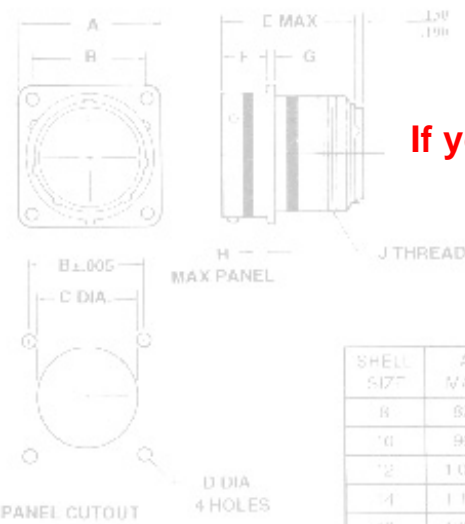
PANEL CUTOUT

1E	1.234	.968	1.115	.120	1.215	.446	.062	.587	1.116-18 UNLF
1E	1.328	1.062	1.206	.120	1.215	.446	.062	.587	1.116-18 UNLF
2C	1.448	1.156	1.365	.120	1.275	.522	.094	.712	1.316-18 UNLF
2Z	1.578	1.250	1.485	.120	1.275	.522	.094	.712	1.316-18 UNLF
29	1.708	1.375	1.615	.147	1.275	.522	.094	.712	1.316-18 UNLF

PANEL CUTOUT

1E	1.234	.968	1.115	.120	1.215	.446	.062	.587	1.116-18 UNLF
1E	1.328	1.062	1.206	.120	1.215	.446	.062	.587	1.116-18 UNLF
2C	1.448	1.156	1.365	.120	1.275	.522	.094	.712	1.316-18 UNLF
2Z	1.578	1.250	1.485	.120	1.275	.522	.094	.712	1.316-18 UNLF
29	1.708	1.375	1.615	.147	1.275	.522	.094	.712	1.316-18 UNLF

For pricing and availability, please fill out our RFQ form



If you need any other information, please [E-Mail aecs@aecsinc.com](mailto:aecs@aecsinc.com)



phone (760) 430-8357 or fax (760) 430-8359

We look forward to hearing from you!



SHELL SIZE	A	B	C	D	E	F	G	H	J
	MAX	±.005	±.005	±.005	MAX	±.012	±.010	MAX	TH-HEAD SA
8	.828	.564	.568	.120	1.215	.446			
10	.954	.719	.585	.120	1.215	.446			
12	1.047	.812	.584	.120	1.215	.446			
14	1.141	.906	.583	.120	1.215	.446			
1E	1.234	.968	1.115	.120	1.215	.446			
1E	1.328	1.062	1.206	.120	1.215	.446	.062	.587	1.116-18 UNLF
2C	1.448	1.156	1.365	.120	1.275	.522	.094	.712	1.316-18 UNLF



www.DataSheet4U.com