

GSC320-10M2150

2150MHz Band 10dB Chip Coupler

[Inquire](#)

Compact & High power capability.

Application

for RF power amplifier (Base station)

Characteristics**GSC320-10M2150**

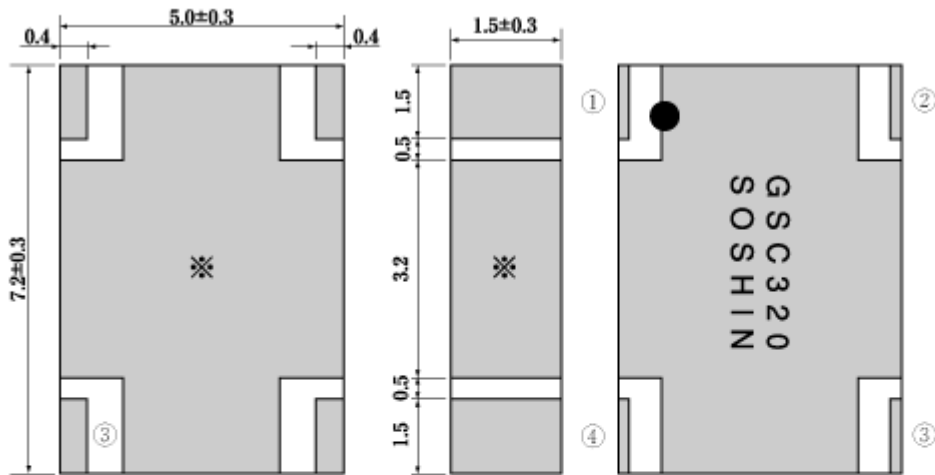
Zin/Zout	50 ohm Nominal
Frequency Range	2100-2200MHz
Insertion Loss	0.2dB max at 25 Deg.C
Coupling	9.6+/-1.5dB
V.S.W.R	1.18 max
Directivity	20dB min
Input Power	200W Avg/CW
Operating Temperature	-40 up to 125 Deg.C
Storage Temperature	-40 up to 85 Deg.C (-20 up to 35 Deg.C for tape and reel materials)

Number of ordered pieces

1000pcs/Reel

Dimensions

Dimension (Unit : mm)



Terminal	
①	IN
②	Coupling
③	ISO
④	OUT
※	GND

Tolerance : ± 0.2



Measurement circuit

1. Note

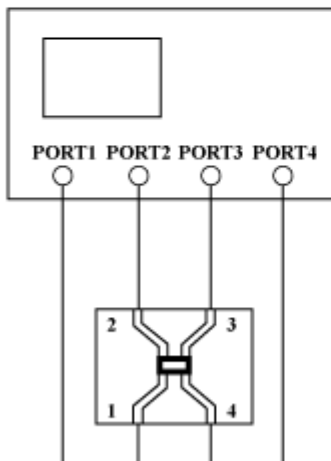
Heat Dissipation

Please let me emit sufficient heat so that product surface temperature may become quantity fewer than 120deg, and use it.

2. Measuring Circuit

All items of electrical characteristics shall be measured on test fixture which is decided by supplier.

Network analyzer

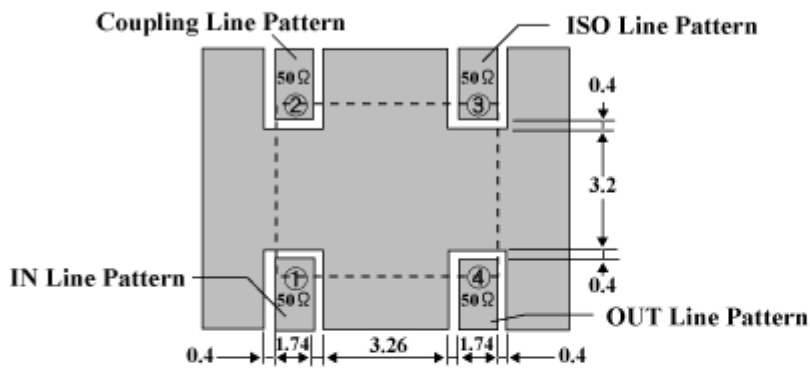


Terminal	
①	IN
②	Coupling
③	Isolation
④	OUT

Recommended pattern (Unit:mm)

Measurement board pattern

(Example : $\epsilon = 2.6$, $t = 0.8\text{mm}$ Double side printed circuit board)



Terminal	
①	IN
②	Coupling
③	ISO
④	OUT
※	GND

Resist pattern

