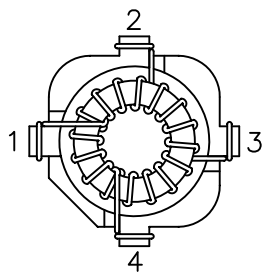
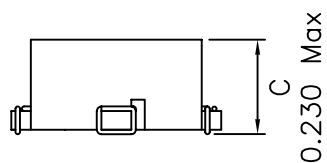
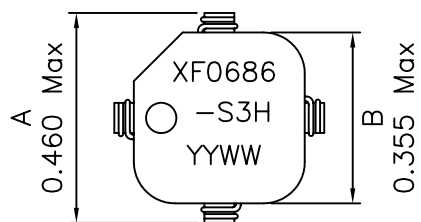
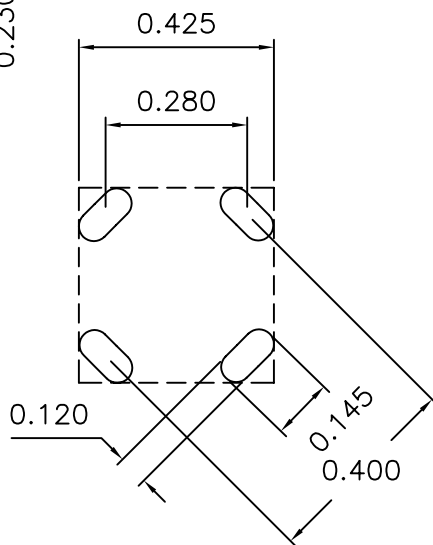


1. Mechanical Dimensions:

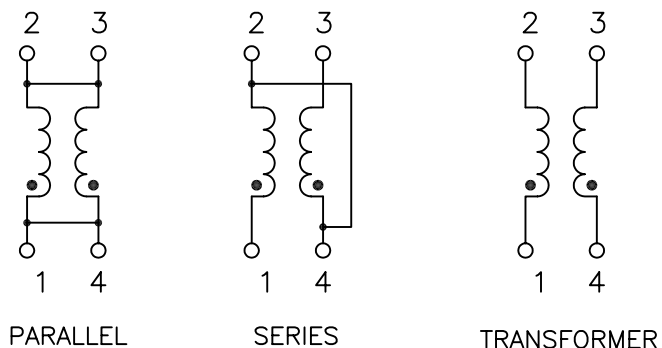


BOTTOM VIEW



RECOMMENDED LAYOUT PATTERN
(TOP VIEW)

2. Schematic:



3. Electrical Specifications: @25°C

	PARALLEL	SERIES
OCL (0Adc):	66.44uH±20%	265.80uH±20%
MAX DC I:	1.29Adc	0.65Adc
MAX RMS I:	1.07Arms	0.54Arms
DC RES:	0.293 Ohms Typ	1.1714 Ohms Typ
Isolation:	500Vrms	

Notes:

- Solderability: Leads shall meet MIL-STD-202, Method 208D for solderability.
- Flammability: UL94V-0
- ASTM oxygen index: > 28%
- Insulation System: Class F 155°C. UL file E151556
- Operating Temperature Range: All listed parameters are to be within tolerance from -40°C to +85°C
- Storage Temperature Range: -55°C to +125°C
- Aqueous wash compatible

XFMR Inc.	Title: DUAL SURFACE MOUNT INDUCTOR		
	UNLESS OTHERWISE SPECIFIED	P/N: 6XF0686-S3H	REV. A
TOLERANCES: .xxx ±0.010	DWN.	刘 鹏	Aug-12-03
Dimensions in Inch	CHK.	李小锋	Aug-12-03
SCALE 2:1 SHT 1 OF 1	APP.	Isaiah M	Aug-12-03

DOC REV: A/2