



TAI-SAW TECHNOLOGY CO., LTD.

No. 3, Industrial 2nd Rd., Ping-Chen Industrial District,
Taoyuan, 324, Taiwan, R.O.C.

TEL: 886-3-4690038 FAX: 886-3-4697532

E-mail: tstsales@mail.taisaw.com Web: www.taisaw.com

Approval Sheet For Product Specification

Issued Date:

Product Name: SAW Filter 184MHz SMD 5.0×5.0 mm

TST Parts No.:TA0461A

Customer Parts No.:_____

Company: _____
Division: _____
Approved by : _____
Date: _____

Checked by: _____ Asin Lin

Approval by: _____ Francis Chen

Date: _____ 2005/03/28



TAI-SAW TECHNOLOGY CO., LTD.

No. 3, Industrial 2nd Rd., Ping-Chen Industrial District,
Taoyuan, 324, Taiwan, R.O.C.

TEL: 886-3-4690038 FAX: 886-3-4697532

E-mail: tstsales@mail.taisaw.com Web: www.taisaw.com

SAW Filter 184 MHz

MODEL NO.: TA0461A

REV. NO.:1

A. MAXIMUM RATING:

1. Input Power Level: 10 dB_m
2. DC voltage: 5 V
3. Operating Temperature: -10°C to +70°C
4. Storage Temperature: -40°C to +85°C

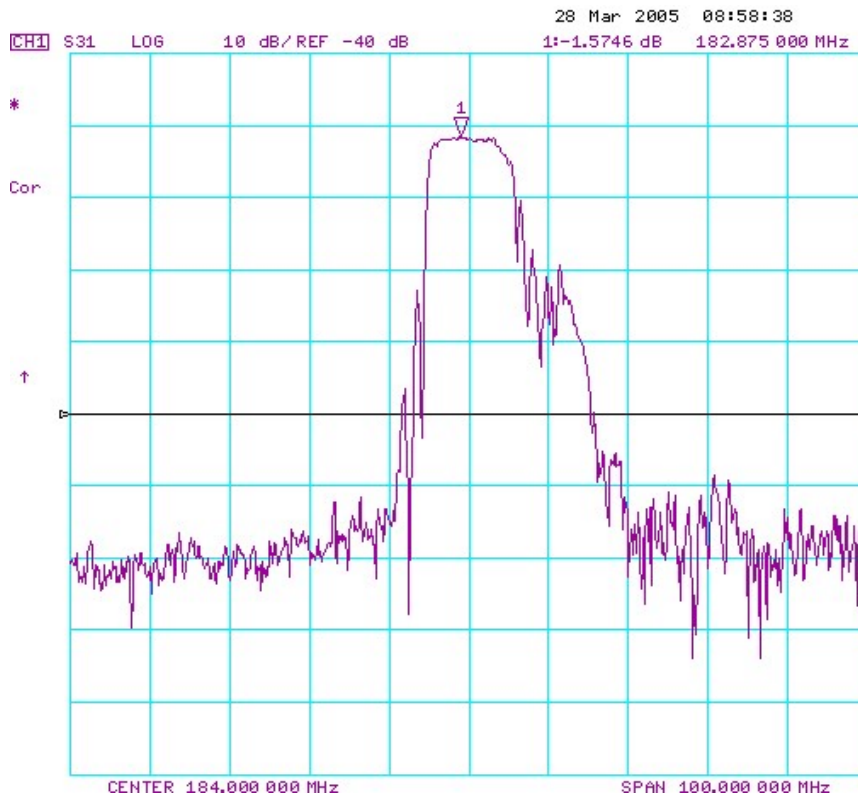
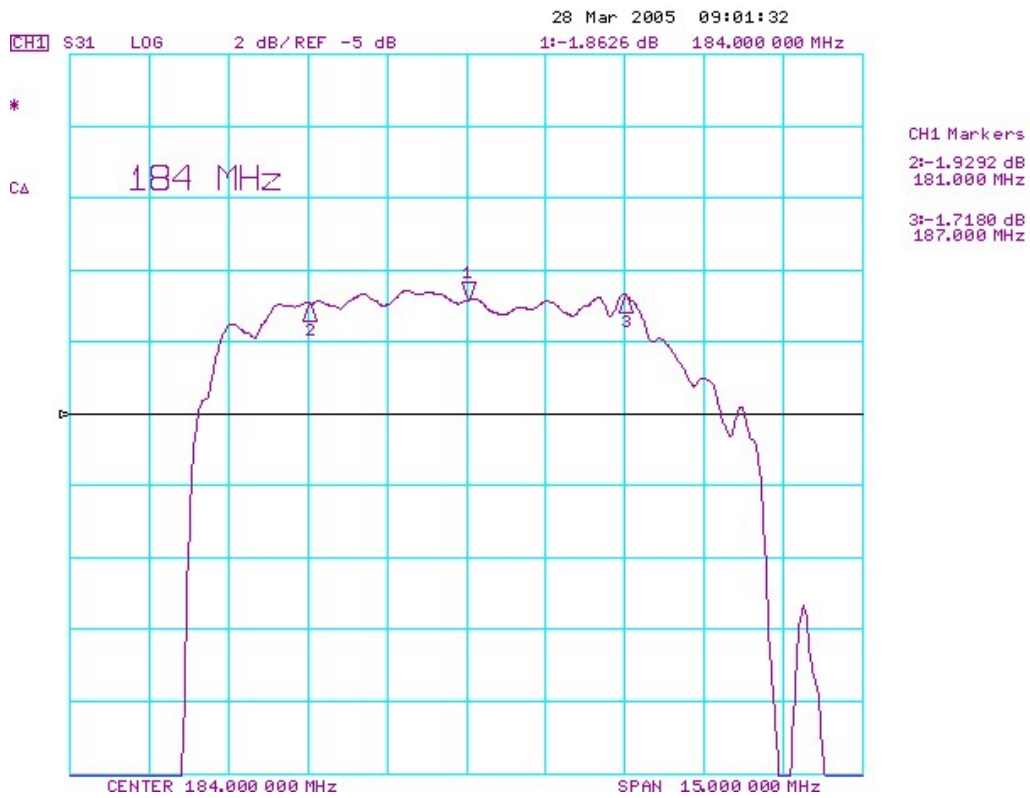
RoHS Compliant
Lead free
Lead-free soldering

B. ELECTRICAL CHARACTERISTICS:

Item		Specification			
		Unit	Min.	Typ.	Max.
Center Frequency	F _c	MHz	-	184	-
Insertion Loss	IL _{min} (reference level)	dB	-	1.6	2.8
Bandwidth	BW _{-3dB}	MHz	6	9	-
Absolute Attenuation(reference to IL _{min} dB)					
F _c -50 ~ F _c -30	MHz	dB	42	54	-
F _c -30 ~ F _c -15	MHz	dB	36	52	-
F _c +30 ~ F _c +50	MHz	dB	42	51	-
Source impedance	Z _s	Ω	-	50	-
Load impedance	Z _L	Ω	-	50	-

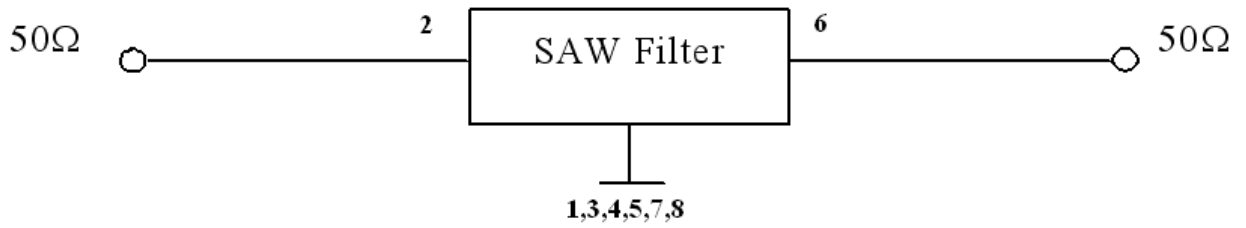
Note: IL_{min} is the minimum of the pass band attenuation. The center frequency F_c is the mean value of the upper and lower frequencies at the 3dB filter attenuation level relative to the IL_{min}.

C. Frequency Characteristics :

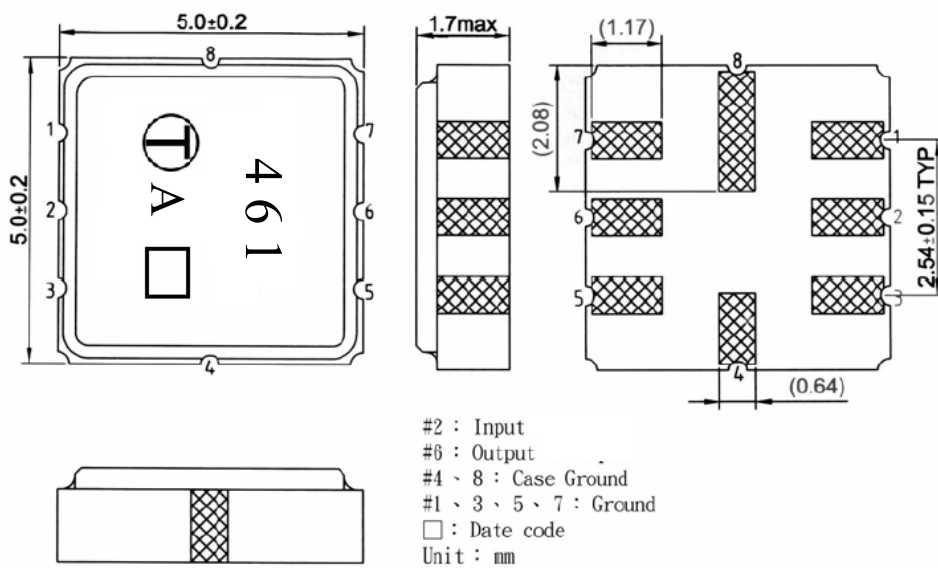


D. MEASUREMENT CIRCUIT:

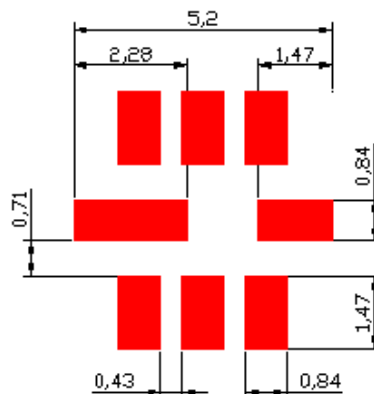
HP Network analyzer



E. OUTLINE DRAWING:

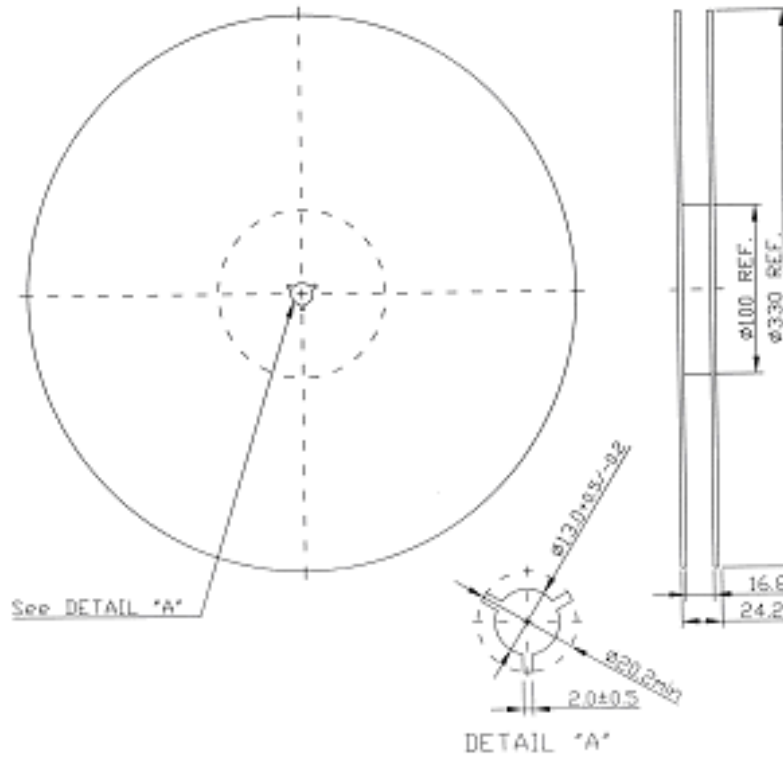


F. PCB FOOTPRINT:

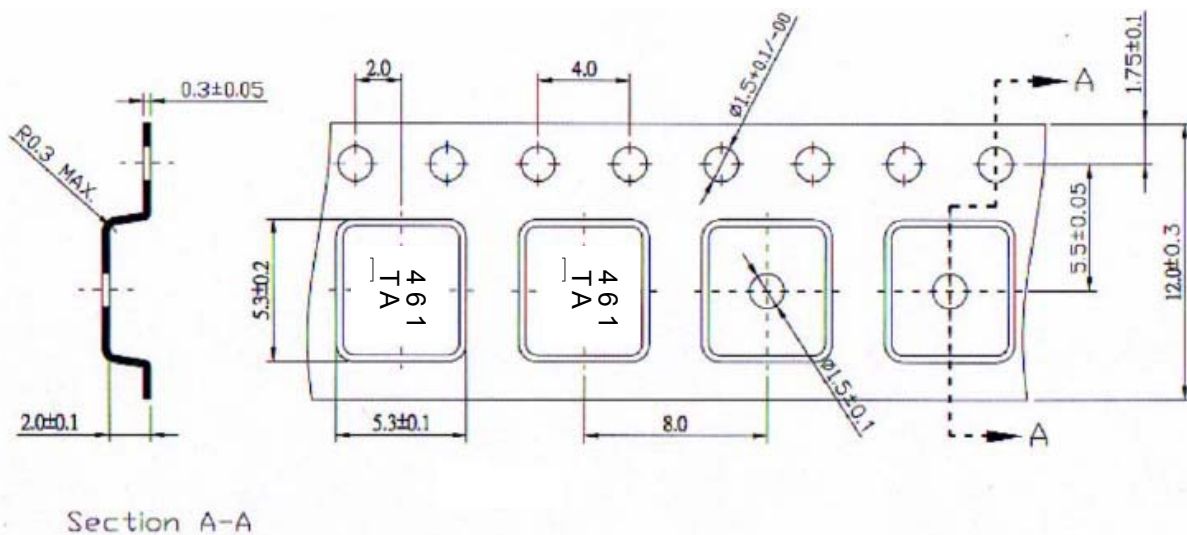


G. PACKING:

1. REEL DIMENSION



2. TAPE DIMENSION



Direction of Feed

